


STRONGER - FASTER - VERSATILE



► **The PostMaster Advantage**

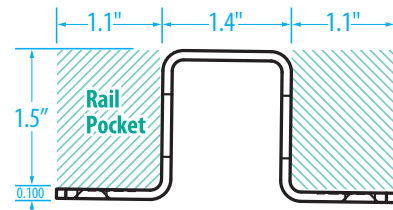
- **Stronger**
 - Will not twist, rot, warp, or crack like wood posts
 - 20% stronger than previous PostMasters with 60 KSI steel (55 KSI minimum)
 - Line posts are designed to withstand 81.2 mph windload
 - Concrete lock for greater holding power when wet or dry set
- **Faster**
 - Driven with ease with powered post drivers
 - Pre-drilled holes and hash marks that speed up installation
 - No need for extra hardware such as fittings or special bolts
 - Complete system of Line and Gate Posts that simplifies installation
- **Versatile**
 - Can be driven or set in concrete
 - Multiple hole pattern works with a variety of screws
 - Works with any style of wood fence - vertical, horizontal, open picket, board on board, shadow box and more
 - Choose from galvanized steel finish (G90) or powder coated textured matte black over galvanized (G40) finish
 - Postmaster can be covered with a single board or left exposed as an accent

Backed by a Limited Lifetime warranty, Postmaster is the solid foundation for your wood fence projects.

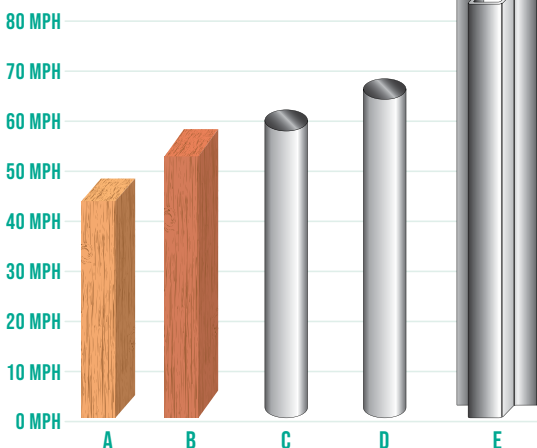


LINE POST

- Flanges provide stronger holding power and reduces splitting of rails
- “Hat” section allows a flush cover for clean fence line
- Countersunk holes for flush screw seating that is easy to cover
- Multiple holes patterns allows for a variety of screw types
- Concrete lock adds system strength and performance
- Available in galvanized or textured matte black powder coat finish



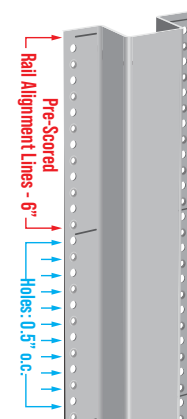
- Steel SS490 Grade
- Thickness - 0.100 inch
- Steel Yield Strength - 60 ksi
- Steel Tensile Strength - 65 ksi
- Windload - 81.2 mph
(ULT, ASCE 7-10, IBC 2012)
- Concrete Lock



PostMaster Advantages

- Stronger steel to withstand a 81.2-mph wind load
- Will not twist, rot, warp, or crack like wood posts
- Hat profile provides faster installation
- Limited Lifetime Warranty

- E - PostMaster / 81.2 MPH
- D - Pipe [2-3/8" x sch 40] / 68 MPH
- C - Tube [2-3/8" x .065] / 61 MPH
- B - Redwood [4"X4"] / 59 MPH
- A - Cedar [4"X4"] / 49 MPH



HARDWARE



Post Clip

For use on all corner post applications to properly secure rails.




Countersunk Rail Screw
#8 x 1-1/4" or 1-1/2"

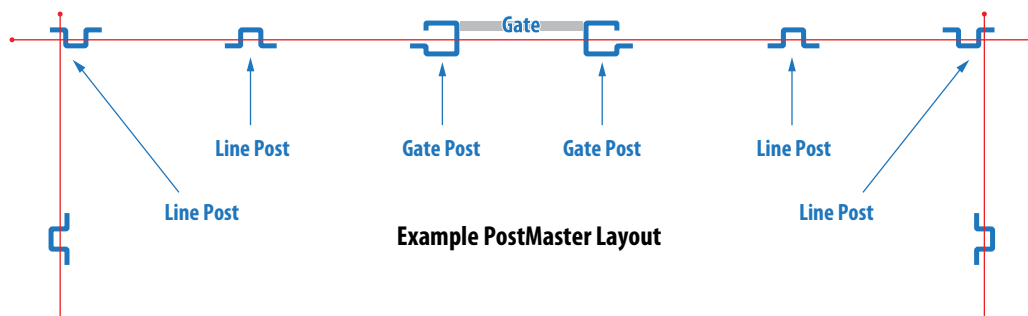


Truss Lath Screw
#8 x 1-1/4"

GATE POST



- Textured Matte Black Powder Coating
- Rails slide inside the post to maximize holding strength with screws
- Multiple hole patterns allows for a variety of screw types
- It's reversible to work on the right or left side of gate
- Can be used as a Gate or Latch Post



Simplify your wood fence projects - PostMaster is your solution!

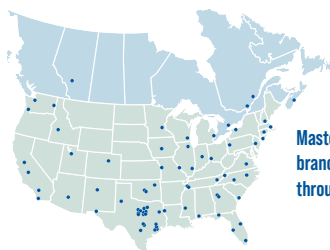


Fence & Deck Supply

MasterHalco.com

Branch service centers are located throughout North America.

MHAL9050F ©12/25



Master Halco sales branches are located throughout North America.



Scan me!

Check out our website to see what Master Halco has to offer!