

## Classic Premier™ - Commercial

Commercial

3/4" SQ 16 ga Pickets • 1-1/2" SQ 14 ga Rails

Pages OS-1 to OS-16

## Classic Premier™ - Industrial

Commercial and Industrial

1" SQ 14 ga Pickets • 1-3/4" SQ 14 ga Rails

Pages OS-17 to OS-38

## Montage®

Residential

5/8" 18 ga Pickets • 15/16" W x 1-1/4" H x 14 ga Rails

Pages OS-39 to OS-64

## Montage® Plus

Residential and Commercial

3/4" 18 ga Pickets • 1-7/16" W x 1-1/2" H x 14 ga Rails

Pages OS-65 to OS-94

## Remington™ Texas

Residential

5/8" SQ 18 ga Pickets • 1" SQ x 16 ga Rails

Pages OS-95 to OS-100

## Remington™ West

Residential

5/8" 18 ga Pickets • 1" SQ x 16 ga Rails

Pages OS-101 to OS-104

## Remington™ Plus

Commercial

3/4" 16 ga Pickets • 1-1/2" SQ x 14 ga Rails

Pages OS-105 to OS-107

## Monumental Iron Works®

Special Order Commercial

Pages OS-108 to OS-110

## D&D Gate Hardware

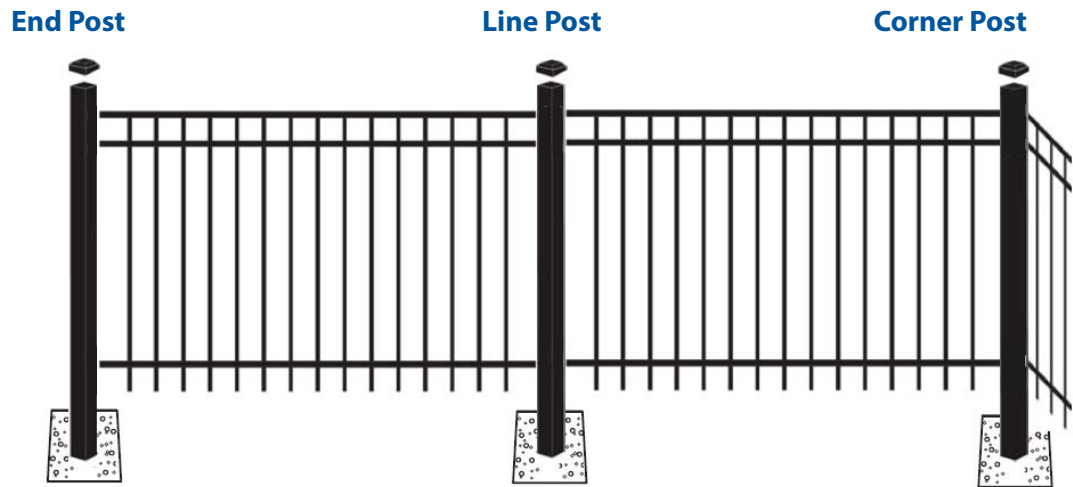
Pages OS-111 to OS-112



## Check List

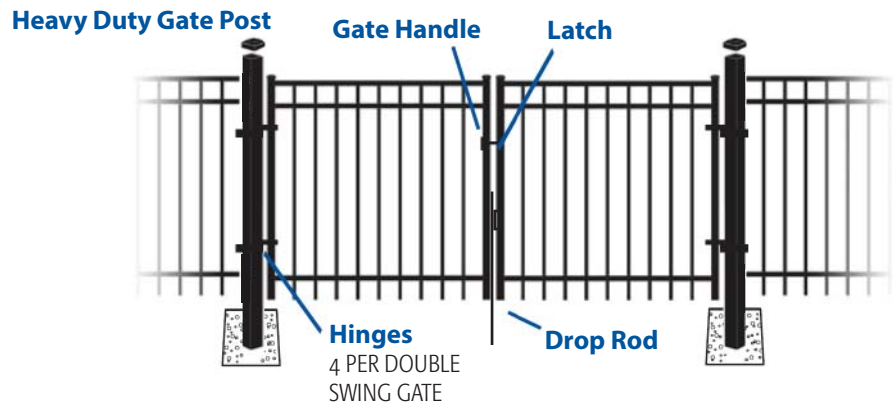
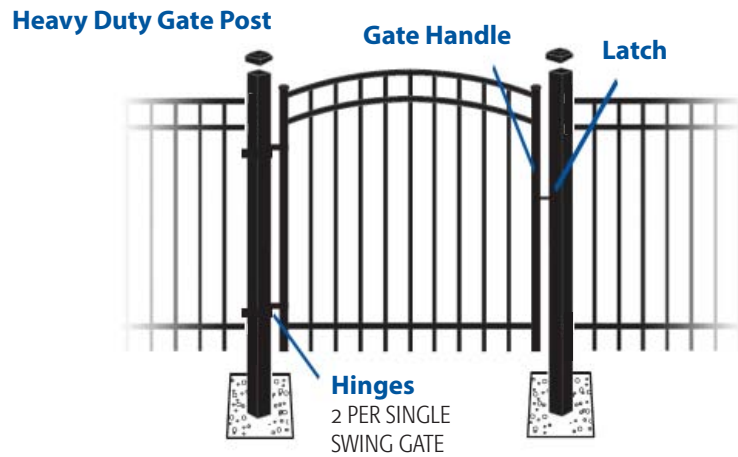
### Fence

- Panel
- Line Post
- End Post
- Corner Post
- Post Cap
- Brackets (if needed)



### Gates

- Gate
- Heavy Duty Gate Post
- Post Cap
- Hinges
- Latch
- Pool Code Compliant
- Drop Rod
- Gate Handle



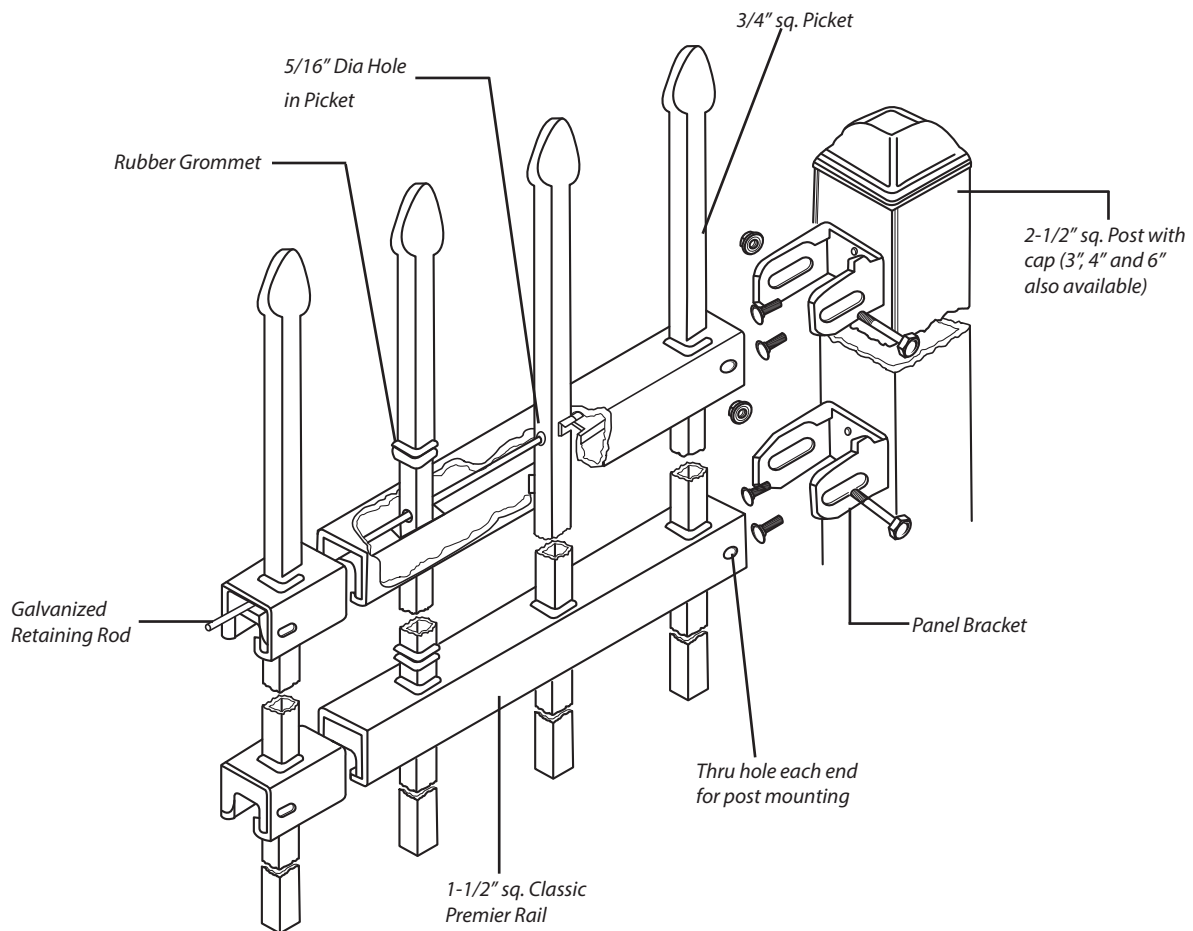
#### TOOLS

TAPE MEASURE, STRING & STAKES, POST HOLE DIGGER, WHEELBARROW, SHOVEL, HOE, CONCRETE, CARPENTER'S LEVEL, HACKSAW, NOTCHING TOOL, BUTTON CLIP FASTENER

#### ACCESS CONTROLS

SWING/SLIDE GATE OPERATORS AND ACCESSORIES





## Strength and Maintenance-Free Performance that is ideal for Commercial Applications

### Product Features

- Permacoat™ Protective Finish that is durable and provides resistance from weathering
- Biasability of a minimum of 25% allows the fence to follow the contour of the landscape to enhance and secure the property
- ForeRunner™ Rail system for provides an internal security system for the panel with no exposed fasteners
- Ready to assemble - quick and easy installation
- Gates are welded rail and picket for added strength and durability
- Full line of accessories available to customize the fence
- Made with up to 96" recycled domestic steel that earns LEED points
- Over 30 year of demonstrated excellence and Made in USA
- 10 Year Limited Warranty

## Picket - 2 Rail Picket Bottom

### 6' Panel Length:

Biasable to 18"

Contains 15 pickets, 2 rails, 2 retaining rods, 30 rubber grommets

Post spacing for 2-1/2" SQ posts = 76-3/4" O.C. ± 1/2"

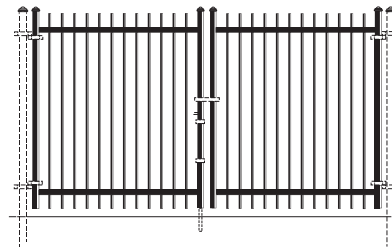
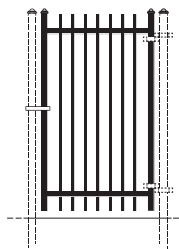
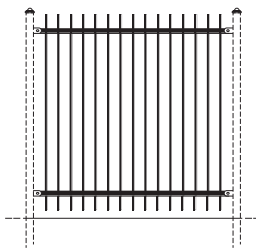
### 8' Panel Length:

Biasable to 24"

Contains 19 pickets, 2 rails, 2 retaining rods, 38 rubber grommets

Post spacing for 2-1/2" SQ posts = 95-1/2" O.C. ± 1/2"

DESCRIPTION	PART NO. BLACK	WEIGHT EA.	NOTES
<b>4' Height x 6' Panel Length</b>	449072	50.00	
<b>4' High x 8' Panel Length</b>	449042	68.00	
42" Wide Single Swing Gate	450842	49.00	
4' Wide Single Swing Gate	450872	57.00	
12' Wide Double Swing Gate	450902	155.00	
14' Wide Double Swing Gate	450932	176.00	
16' Wide Double Swing Gate	450962	197.00	
20' Wide Double Swing Gate	450992	241.00	
<b>5' Height x 6' Panel Length</b>	449082	57.00	
<b>5' Height x 8' Panel Length</b>	449052	78.00	
42" Wide Single Swing Gate	450852	58.00	
4' Wide Single Swing Gate	450882	68.00	
12' Wide Double Swing Gate	450912	181.00	
14' Wide Double Swing Gate	450942	204.00	
16' Wide Double Swing Gate	450972	227.00	
20' Wide Double Swing Gate	451002	280.00	
<b>6' Height x 6' Panel Length</b>	449092	64.00	
<b>6' Height x 8' Panel Length</b>	449062	88.00	
42" Wide Single Swing Gate	450862	68.00	
4' Wide Single Swing Gate	450892	78.00	
12' Wide Double Swing Gate	450922	206.00	
14' Wide Double Swing Gate	450952	233.00	
16' Wide Double Swing Gate	450982	258.00	
20' Wide Double Swing Gate	451012	318.00	



Panels supplied unassembled/components packaged • 1/8" diameter galvanized steel retaining rods • Grommets included

## Picket - 3 Rail Picket Bottom

### 6' Panel Length:

Biasable to 18"

Contains 15 pickets, 3 rails, 3 retaining rods, 45 rubber grommets

Post spacing for 2-1/2" SQ posts = 71-1/2" O.C. ± 1/2"

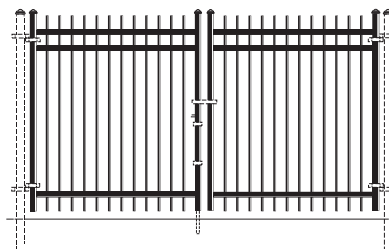
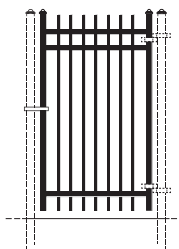
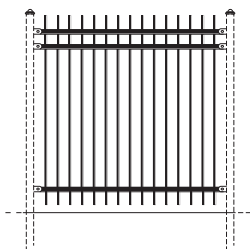
### 8' Panel Length:

Biasable to 24"

Contains 19 pickets, 3 rails, 3 retaining rods, 57 rubber grommets

Post spacing for 2-1/2" SQ posts = 95-1/2" O.C. ± 1/2"

DESCRIPTION	PART NO. BLACK	WEIGHT EA.	NOTES
<b>4' Height x 6' Panel Length</b>	449132	61.00	
<b>4' Height x 8' Panel Length</b>	449102	82.00	
42" Wide Single Swing Gate	451022	49.00	
4' Wide Single Swing Gate	451052	57.00	
12' Wide Double Swing Gate	451082	155.00	
14' Wide Double Swing Gate	451112	176.00	
16' Wide Double Swing Gate	451142	197.00	
20' Wide Double Swing Gate	451172	241.00	
<b>5' Height x 6' Panel Length</b>	449142	68.00	
<b>5' Height x 8' Panel Length</b>	449112	92.00	
42" Wide Single Swing Gate	451032	58.00	
4' Wide Single Swing Gate	451062	68.00	
12' Wide Double Swing Gate	451092	181.00	
14' Wide Double Swing Gate	451122	204.00	
16' Wide Double Swing Gate	451152	227.00	
20' Wide Double Swing Gate	451182	280.00	
<b>6' Height x 6' Panel Length</b>	449152	75.00	
<b>6' Height x 8' Panel Length</b>	449122	102.00	
42" Wide Single Swing Gate	451042	68.00	
4' Wide Single Swing Gate	451072	78.00	
12' Wide Double Swing Gate	451102	206.00	
14' Wide Double Swing Gate	451132	233.00	
16' Wide Double Swing Gate	451162	258.00	
20' Wide Double Swing Gate	451192	318.00	



Panels supplied unassembled/components packaged • 1/8" diameter galvanized steel retaining rods • Grommets included

## Picket - 3 Rail Picket Bottom with Rings

### 6' Panel Length:

Biasable to 18"

Contains 15 pickets, 3 rails, 3 retaining rods, 45 rubber grommets

Post spacing for 2-1/2" SQ posts = 76-3/4" O.C. ± 1/2"

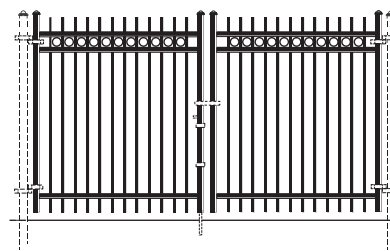
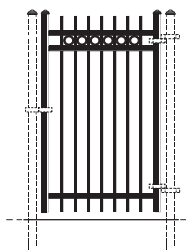
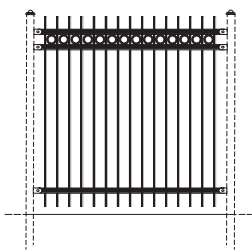
### 8' Panel Length:

Biasable to 24"

Contains 19 pickets, 3 rails, 3 retaining rods, 57 rubber grommets

Post spacing for 2-1/2" SQ posts = 95-1/2" O.C. ± 1/2"

DESCRIPTION	PART NO. BLACK	WEIGHT EA.	NOTES
<b>4' Height x 6' Panel Length</b>	449192	71.00	
<b>4' Height x 8' Panel Length</b>	449162	95.00	
42" Wide Single Swing Gate	451202	61.00	
4' Wide Single Swing Gate	451232	72.00	
12' Wide Double Swing Gate	451262	197.00	
14' Wide Double Swing Gate	451292	226.00	
16' Wide Double Swing Gate	451322	255.00	
20' Wide Double Swing Gate	451352	315.00	
<b>5' Height x 6' Panel Length</b>	449202	78.00	
<b>5' Height x 8' Panel Length</b>	449172	105.00	
42" Wide Single Swing Gate	451212	70.00	
4' Wide Single Swing Gate	451242	82.00	
12' Wide Double Swing Gate	451272	224.00	
14' Wide Double Swing Gate	451302	255.00	
16' Wide Double Swing Gate	451332	285.00	
20' Wide Double Swing Gate	451362	354.00	
<b>6' Height x 6' Panel Length</b>	449212	85.00	
<b>6' Height x 8' Panel Length</b>	449182	115.00	
42" Wide Single Swing Gate	451222	79.00	
4' Wide Single Swing Gate	451252	92.00	
12' Wide Double Swing Gate	451282	249.00	
14' Wide Double Swing Gate	451312	283.00	
16' Wide Double Swing Gate	451342	317.00	
20' Wide Double Swing Gate	451372	391.00	



Panels supplied unassembled/components packaged • 1/8" diameter galvanized steel retaining rods • Grommets included

## Spear - 2 Rail Picket Bottom

### 6' Panel Length:

Biasable to 18"

Contains 15 pickets, 2 rails, 2 retaining rods, 30 rubber grommets

Post spacing for 2-1/2" SQ posts = 76-3/4" O.C. ± 1/2"

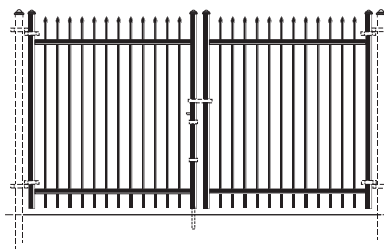
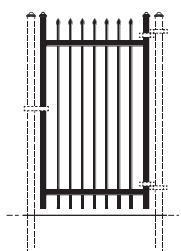
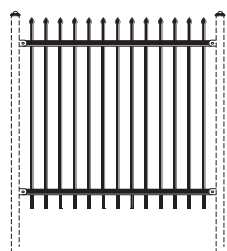
### 8' Panel Length:

Biasable to 24"

Contains 19 pickets, 2 rails, 2 retaining rods, 38 rubber grommets

Post spacing for 2-1/2" SQ posts = 95-1/2" O.C. ± 1/2"

DESCRIPTION	PART NO. BLACK	WEIGHT EA.	NOTES
<b>4' High x 6' Panel Length</b>	448712	50.00	
<b>4' High x 8' Panel Length</b>	448682	68.00	
42" Wide Single Swing Gate	449762	49.00	
4' Wide Single Swing Gate	449792	57.00	
12' Wide Double Swing Gate	449822	155.00	
14' Wide Double Swing Gate	449852	176.00	
16' Wide Double Swing Gate	449882	197.00	
20' Wide Double Swing Gate	449912	241.00	
<b>5' Height x 6' Panel Length</b>	448722	57.00	
<b>5' Height x 8' Panel Length</b>	448692	78.00	
42" Wide Single Swing Gate	449772	58.00	
4' Wide Single Swing Gate	449802	68.00	
12' Wide Double Swing Gate	449832	181.00	
14' Wide Double Swing Gate	449862	204.00	
16' Wide Double Swing Gate	449892	227.00	
20' Wide Double Swing Gate	449922	280.00	
<b>6' Height x 6' Panel Length</b>	448732	64.00	
<b>6' Height x 8' Panel Length</b>	448702	88.00	
42" Wide Single Swing Gate	449782	68.00	
4' Wide Single Swing Gate	449812	78.00	
12' Wide Double Swing Gate	449842	206.00	
14' Wide Double Swing Gate	449872	233.00	
16' Wide Double Swing Gate	449902	258.00	
20' Wide Double Swing Gate	449932	318.00	



Panels supplied unassembled/components packaged • 1/8" diameter galvanized steel retaining rods • Grommets included

## Spear - 3 Rail Picket Bottom

### 6' Panel Length:

Biasable to 18"

Contains 15 pickets, 3 rails, 3 retaining rods, 45 rubber grommets

Post spacing for 2-1/2" SQ posts = 76-3/4" O.C. ± 1/2"

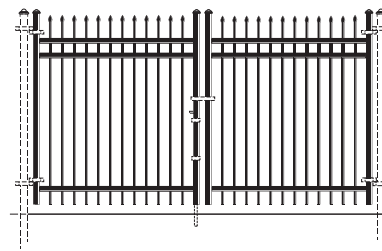
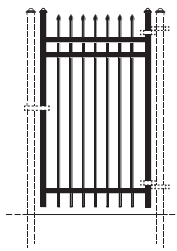
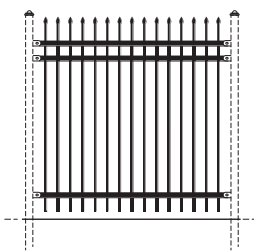
### 8' Panel Length:

Biasable to 24"

Contains 19 pickets, 3 rails, 3 retaining rods, 57 rubber grommets

Post spacing for 2-1/2" SQ posts = 95-1/2" O.C. ± 1/2"

DESCRIPTION	PART NO. BLACK	WEIGHT EA.	NOTES
<b>4' Height x 6' Panel Length</b>	448772	61.00	
<b>4' Height x 8' Panel Length</b>	448742	82.00	
42" Wide Single Swing Gate	449942	49.00	
4' Wide Single Swing Gate	449972	57.00	
12' Wide Double Swing Gate	450002	155.00	
14' Wide Double Swing Gate	450032	176.00	
16' Wide Double Swing Gate	450062	197.00	
20' Wide Double Swing Gate	450092	241.00	
<b>5' Height x 6' Panel Length</b>	448782	68.00	
<b>5' Height x 8' Panel Length</b>	448752	92.00	
42" Wide Single Swing Gate	449952	58.00	
4' Wide Single Swing Gate	449982	68.00	
12' Wide Double Swing Gate	450012	181.00	
14' Wide Double Swing Gate	450042	204.00	
16' Wide Double Swing Gate	450072	227.00	
20' Wide Double Swing Gate	450102	280.00	
<b>6' Height x 6' Panel Length</b>	448792	75.00	
<b>6' Height x 8' Panel Length</b>	448762	102.00	
42" Wide Single Swing Gate	449962	68.00	
4' Wide Single Swing Gate	449992	78.00	
12' Wide Double Swing Gate	450022	206.00	
14' Wide Double Swing Gate	450052	233.00	
16' Wide Double Swing Gate	450082	258.00	
20' Wide Double Swing Gate	450112	318.00	



Panels supplied unassembled/components packaged • 1/8" diameter galvanized steel retaining rods • Grommets included

## Spear - 3 Rail Picket Bottom with Rings

### 6' Panel Length:

Biasable to 18"

Contains 15 pickets, 3 rails, 3 retaining rods, 45 rubber grommets

Post spacing for 2-1/2" SQ posts = 76-3/4" O.C. ± 1/2"

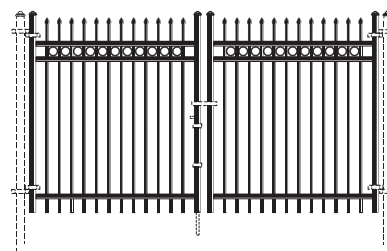
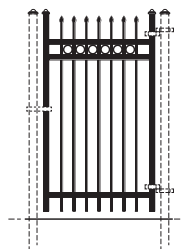
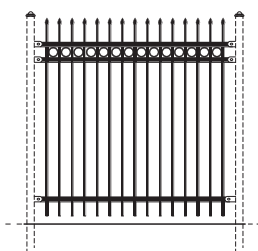
### 8' Panel Length:

Biasable to 24"

Contains 19 pickets, 3 rails, 3 retaining rods, 57 rubber grommets

Post spacing for 2-1/2" SQ posts = 95-1/2" O.C. ± 1/2"

DESCRIPTION	PART NO. BLACK	WEIGHT EA.	NOTES
<b>4' Height x 6' Panel Length</b>	448832	71.00	
<b>4' Height x 8' Panel Length</b>	448802	95.00	
42" Wide Single Swing Gate	450122	61.00	
4' Wide Single Swing Gate	450152	72.00	
12' Wide Double Swing Gate	450182	197.00	
14' Wide Double Swing Gate	450212	226.00	
16' Wide Double Swing Gate	450242	255.00	
20' Wide Double Swing Gate	450272	315.00	
<b>5' Height x 6' Panel Length</b>	448842	78.00	
<b>5' Height x 8' Panel Length</b>	448812	105.00	
42" Wide Single Swing Gate	450132	70.00	
4' Wide Single Swing Gate	450162	82.00	
12' Wide Double Swing Gate	450192	224.00	
14' Wide Double Swing Gate	450222	255.00	
16' Wide Double Swing Gate	450252	285.00	
20' Wide Double Swing Gate	450282	354.00	
<b>6' Height x 6' Panel Length</b>	448852	85.00	
<b>6' Height x 8' Panel Length</b>	448822	115.00	
42" Wide Single Swing Gate	450142	79.00	
4' Wide Single Swing Gate	450172	92.00	
12' Wide Double Swing Gate	450202	249.00	
14' Wide Double Swing Gate	450232	283.00	
16' Wide Double Swing Gate	450262	317.00	
20' Wide Double Swing Gate	450292	391.00	



Panels supplied unassembled/components packaged • 1/8" diameter galvanized steel retaining rods • Grommets included

## Staggered Spear - 2 Rail Picket Bottom

### 6' Panel Length:

Biasable to 18"

Contains 15 pickets, 2 rails, 2 retaining rods, 30 rubber grommets

Post spacing for 2-1/2" SQ posts = 76-3/4" O.C. ± 1/2"

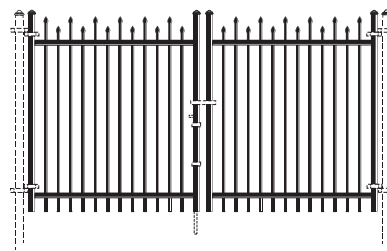
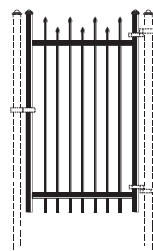
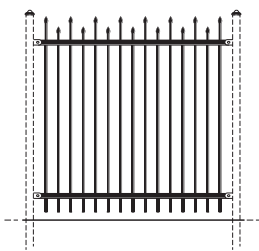
### 8' Panel Length:

Biasable to 24"

Contains 19 pickets, 2 rails, 2 retaining rods, 38 rubber grommets

Post spacing for 2-1/2" SQ posts = 95-1/2" O.C. ± 1/2"

DESCRIPTION	PART NO. BLACK	WEIGHT EA.	NOTES
<b>4' Height x 6' Panel Length</b>	448892	50.00	
<b>4' Height x 8' Panel Length</b>	448862	68.00	
42" Wide Single Swing Gate	450302	49.00	
4' Wide Single Swing Gate	450332	57.00	
12' Wide Double Swing Gate	450362	155.00	
14' Wide Double Swing Gate	450392	176.00	
16' Wide Double Swing Gate	450422	197.00	
20' Wide Double Swing Gate	450452	241.00	
<b>5' Height x 6' Panel Length</b>	448902	57.00	
<b>5' Height x 8' Panel Length</b>	448872	78.00	
42" Wide Single Swing Gate	450312	58.00	
4' Wide Single Swing Gate	450342	68.00	
12' Wide Double Swing Gate	450372	181.00	
14' Wide Double Swing Gate	450402	204.00	
16' Wide Double Swing Gate	450432	227.00	
20' Wide Double Swing Gate	450462	280.00	
<b>6' Height x 6' Panel Length</b>	448912	64.00	
<b>6' Height x 8' Panel Length</b>	448882	88.00	
42" Wide Single Swing Gate	450322	68.00	
4' Wide Single Swing Gate	450352	78.00	
12' Wide Double Swing Gate	450382	206.00	
14' Wide Double Swing Gate	450412	233.00	
16' Wide Double Swing Gate	450442	258.00	
20' Wide Double Swing Gate	450472	318.00	



Panels supplied unassembled/components packaged • 1/8" diameter galvanized steel retaining rods • Grommets included

## Staggered Spear - 3 Rail Picket Bottom

### 6' Panel Length:

Biasable to 18"

Contains 15 pickets, 3 rails, 3 retaining rods, 45 rubber grommets

Post spacing for 2-1/2" SQ posts = 76-3/4" O.C. ± 1/2"

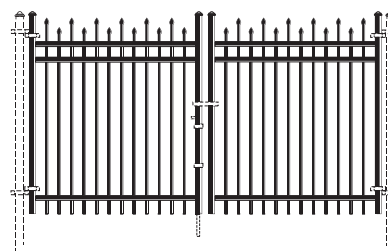
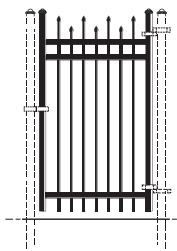
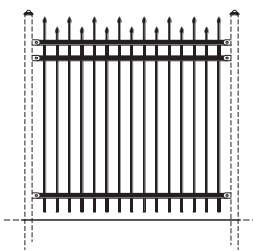
### 8' Panel Length:

Biasable to 24"

Contains 19 pickets, 3 rails, 3 retaining rods, 57 rubber grommets

Post spacing for 2-1/2" SQ posts = 95-1/2" O.C. ± 1/2"

DESCRIPTION	PART NO. BLACK	WEIGHT EA.	NOTES
<b>4' Height x 6' Panel Length</b>	448952	61.00	
<b>4' Height x 8' Panel Length</b>	448922	82.00	
42" Wide Single Swing Gate	450482	57.00	
4' Wide Single Swing Gate	450512	67.00	
12' Wide Double Swing Gate	450542	181.00	
14' Wide Double Swing Gate	450572	206.00	
16' Wide Double Swing Gate	450602	232.00	
20' Wide Double Swing Gate	450632	285.00	
<b>5' Height x 6' Panel Length</b>	448962	68.00	
<b>5' Height x 8' Panel Length</b>	448932	92.00	
42" Wide Single Swing Gate	450492	66.00	
4' Wide Single Swing Gate	450522	77.00	
12' Wide Double Swing Gate	450552	208.00	
14' Wide Double Swing Gate	450582	235.00	
16' Wide Double Swing Gate	450612	262.00	
20' Wide Double Swing Gate	450642	324.00	
<b>6' Height x 6' Panel Length</b>	448972	75.00	
<b>6' Height x 8' Panel Length</b>	448942	102.00	
42" Wide Single Swing Gate	450502	75.00	
4' Wide Single Swing Gate	450532	87.00	
12' Wide Double Swing Gate	450562	233.00	
14' Wide Double Swing Gate	450592	263.00	
16' Wide Double Swing Gate	450622	294.00	
20' Wide Double Swing Gate	450652	361.00	



Panels supplied unassembled/components packaged • 1/8" diameter galvanized steel retaining rods • Grommets included

## Staggered Spear - 3 Rail Picket Bottom with Rings

### 6' Panel Length:

Biasable to 18"

Contains 15 pickets, 3 rails, 3 retaining rods, 45 rubber grommets

Post spacing for 2-1/2" SQ posts = 76-3/4" O.C. ± 1/2"

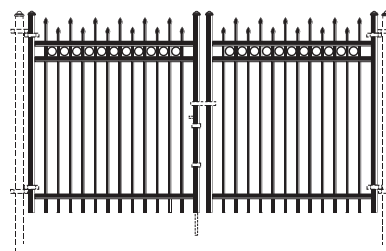
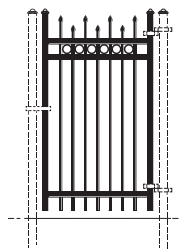
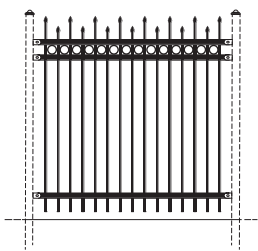
### 8' Panel Length:

Biasable to 24"

Contains 19 pickets, 3 rails, 3 retaining rods, 57 rubber grommets

Post spacing for 2-1/2" SQ posts = 95-1/2" O.C. ± 1/2"

DESCRIPTION	PART NO. BLACK	WEIGHT EA.	NOTES
<b>4' Height x 6' Panel Length</b>	449012	71.00	
<b>4' Height x 8' Panel Length</b>	448982	95.00	
42" Wide Single Swing Gate	450662	61.00	
4' Wide Single Swing Gate	450692	72.00	
12' Wide Double Swing Gate	450722	197.00	
14' Wide Double Swing Gate	450752	226.00	
16' Wide Double Swing Gate	450782	255.00	
20' Wide Double Swing Gate	450812	315.00	
<b>5' Height x 6' Panel Length</b>	449022	78.00	
<b>5' Height x 8' Panel Length</b>	448992	105.00	
42" Wide Single Swing Gate	450672	70.00	
4' Wide Single Swing Gate	450702	82.00	
12' Wide Double Swing Gate	450732	224.00	
14' Wide Double Swing Gate	450762	255.00	
16' Wide Double Swing Gate	450792	285.00	
20' Wide Double Swing Gate	450822	354.00	
<b>6' Height x 6' Panel Length</b>	449032	85.00	
<b>6' Height x 8' Panel Length</b>	449002	115.00	
42" Wide Single Swing Gate	450682	79.00	
4' Wide Single Swing Gate	450712	92.00	
12' Wide Double Swing Gate	450742	249.00	
14' Wide Double Swing Gate	450772	283.00	
16' Wide Double Swing Gate	450802	317.00	
20' Wide Double Swing Gate	450832	391.00	



Panels supplied unassembled/components packaged • 1/8" diameter galvanized steel retaining rods • Grommets included

## Universal - 2 Rail Picket Bottom

### 6' Panel Length:

Biasable to 18"

Contains 15 pickets, 2 rails, 2 retaining rods, 30 rubber grommets

Post spacing for 2-1/2" SQ posts = 76-3/4" O.C. ± 1/2"

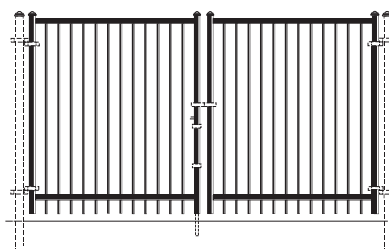
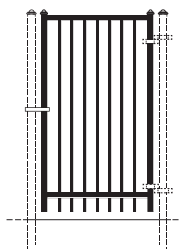
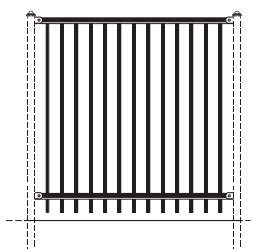
### 8' Panel Length:

Biasable to 24"

Contains 19 pickets, 2 rails, 2 retaining rods, 38 rubber grommets

Post spacing for 2-1/2" SQ posts = 95-1/2" O.C. ± 1/2"

DESCRIPTION	PART NO. BLACK	WEIGHT EA.	NOTES
<b>4' Height x 6' Panel Length</b>	448532	50.00	
<b>4' Height x 8' Panel Length</b>	448502	68.00	
42" Wide Single Swing Gate	449222	49.00	
4' Wide Single Swing Gate	449252	57.00	
12' Wide Double Swing Gate	449282	155.00	
14' Wide Double Swing Gate	449312	176.00	
16' Wide Double Swing Gate	449342	197.00	
20' Wide Double Swing Gate	449372	241.00	
<b>5' Height x 6' Panel Length</b>	448542	57.00	
<b>5' Height x 8' Panel Length</b>	448512	78.00	
42" Wide Single Swing Gate	449232	58.00	
4' Wide Single Swing Gate	449262	68.00	
12' Wide Double Swing Gate	449292	181.00	
14' Wide Double Swing Gate	449322	204.00	
16' Wide Double Swing Gate	449352	227.00	
20' Wide Double Swing Gate	449382	280.00	
<b>6' Height x 6' Panel Length</b>	448552	64.00	
<b>6' Height x 8' Panel Length</b>	448522	88.00	
42" Wide Single Swing Gate	449242	68.00	
4' Wide Single Swing Gate	449272	78.00	
12' Wide Double Swing Gate	449302	206.00	
14' Wide Double Swing Gate	449332	233.00	
16' Wide Double Swing Gate	449362	258.00	
20' Wide Double Swing Gate	449392	318.00	



Panels supplied unassembled/components packaged • 1/8" diameter galvanized steel retaining rods • Grommets included

## Universal - 3 Rail Picket Bottom

### 6' Panel Length:

Biasable to 18"

Contains 15 pickets, 3 rails, 3 retaining rods, 45 rubber grommets

Post spacing for 2-1/2" SQ posts = 76-3/4" O.C. ± 1/2"

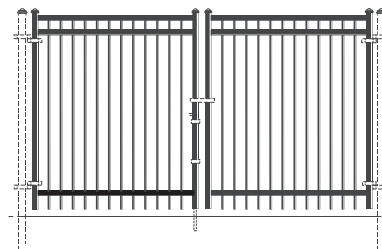
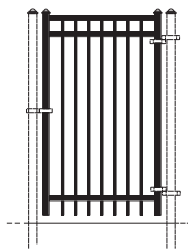
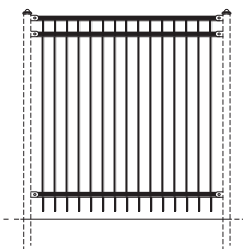
### 8' Panel Length:

Biasable to 24"

Contains 19 pickets, 3 rails, 3 retaining rods, 57 rubber grommets

Post spacing for 2-1/2" SQ posts = 95-1/2" O.C. ± 1/2"

DESCRIPTION	PART NO. BLACK	WEIGHT EA.	NOTES
<b>4' Height x 6' Panel Length</b>	448592	61.00	
<b>4' Height x 8' Panel Length</b>	448562	82.00	
42" Wide Single Swing Gate	449402	57.00	
4' Wide Single Swing Gate	449432	67.00	
12' Wide Double Swing Gate	449462	181.00	
14' Wide Double Swing Gate	449492	206.00	
16' Wide Double Swing Gate	449522	232.00	
20' Wide Double Swing Gate	449552	285.00	
<b>5' Height x 6' Panel Length</b>	448602	68.00	
<b>5' Height x 8' Panel Length</b>	448572	92.00	
42" Wide Single Swing Gate	449412	66.00	
4' Wide Single Swing Gate	449442	77.00	
12' Wide Double Swing Gate	449472	208.00	
14' Wide Double Swing Gate	449502	235.00	
16' Wide Double Swing Gate	449532	262.00	
20' Wide Double Swing Gate	449562	324.00	
<b>6' Height x 6' Panel Length</b>	448612	75.00	
<b>6' Height x 8' Panel Length</b>	448582	102.00	
42" Wide Single Swing Gate	449422	75.00	
4' Wide Single Swing Gate	449452	87.00	
12' Wide Double Swing Gate	449482	233.00	
14' Wide Double Swing Gate	449512	263.00	
16' Wide Double Swing Gate	449542	294.00	
20' Wide Double Swing Gate	449572	361.00	



Panels supplied unassembled/components packaged • 1/8" diameter galvanized steel retaining rods • Grommets included

## Universal - 3 Rail Picket Bottom with Rings

### 6' Panel Length:

Biasable to 18"

Contains 15 pickets, 3 rails, 3 retaining rods, 45 rubber grommets

Post spacing for 2-1/2" SQ posts = 76-3/4" O.C. ± 1/2"

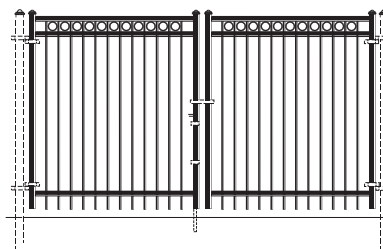
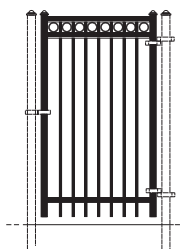
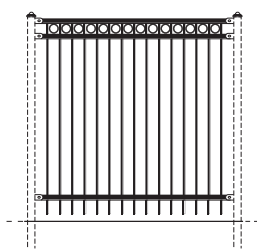
### 8' Panel Length:

Biasable to 24"

Contains 19 pickets, 3 rails, 3 retaining rods, 57 rubber grommets

Post spacing for 2-1/2" SQ posts = 95-1/2" O.C. ± 1/2"


DESCRIPTION	PART NO. BLACK	WEIGHT EA.	NOTES
<b>4' Height x 6' Panel Length</b>	448652	71.00	
<b>4' Height x 8' Panel Length</b>	448622	95.00	
42" Wide Single Swing Gate	449582	61.00	
4' Wide Single Swing Gate	449612	72.00	
12' Wide Double Swing Gate	449642	197.00	
14' Wide Double Swing Gate	449672	226.00	
16' Wide Double Swing Gate	449702	255.00	
20' Wide Double Swing Gate	449732	315.00	
<b>5' Height x 6' Panel Length</b>	448662	78.00	
<b>5' Height x 8' Panel Length</b>	448632	105.00	
42" Wide Single Swing Gate	449592	70.00	
4' Wide Single Swing Gate	449622	82.00	
12' Wide Double Swing Gate	449652	224.00	
14' Wide Double Swing Gate	449682	255.00	
16' Wide Double Swing Gate	449712	285.00	
20' Wide Double Swing Gate	449742	354.00	
<b>6' Height x 6' Panel Length</b>	448672	85.00	
<b>6' Height x 8' Panel Length</b>	448642	115.00	
42" Wide Single Swing Gate	449602	79.00	
4' Wide Single Swing Gate	449632	92.00	
12' Wide Double Swing Gate	449662	249.00	
14' Wide Double Swing Gate	449692	283.00	
16' Wide Double Swing Gate	449722	317.00	
20' Wide Double Swing Gate	449752	391.00	



Panels supplied unassembled/components packaged • 1/8" diameter galvanized steel retaining rods • Grommets included


## 2-1/2" SQ Posts 12 gauge / Post Cap included

DESCRIPTION	PART NO. BLACK	WEIGHT EA.	NOTES
6' Post	451382	18.00	
7' Post	445052	21.00	
8' Post	445062	24.00	
9' Post	445072	27.00	
10' Post	445082	30.00	
11' Post	445092	33.00	
12' Post	445102	36.00	
13' Post	445112	40.00	




## 3" SQ Posts 12 gauge / Post Cap included

DESCRIPTION	PART NO. BLACK	WEIGHT EA.	NOTES
7' Post	445122	26.00	
8' Post	445132	29.00	
9' Post	445142	33.00	
10' Post	445152	36.00	
11' Post	445162	40.00	
12' Post	445172	44.00	
13' Post	445182	47.00	



## 4" SQ Posts 11 gauge / Post Cap included

DESCRIPTION	PART NO. BLACK	WEIGHT EA.	NOTES
7' Post	445192	47.00	
8' Post	445202	54.00	
9' Post	445212	61.00	
10' Post	445222	67.00	
11' Post	445232	74.00	
12' Post	445242	81.00	
13' Post	445252	87.00	



## 6" SQ Posts 3/16" Wall Thickness / Pressed Steel Post Cap included

DESCRIPTION	PART NO. BLACK	WEIGHT EA.	NOTES
8' Post	451392	116.00	
9' Post	451402	24.00	
10' Post	451412	27.00	


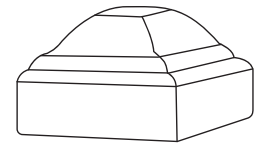


Panels supplied unassembled/components packaged • 1/8" diameter galvanized steel retaining rods • Grommets included

6' and 8' Length Panels Available • 3/4" SQ 16 ga Pickets • 1-1/2" SQ 14 ga ForeRunner™ Rails

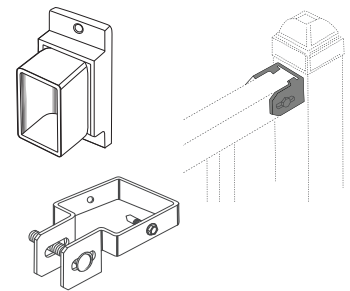
## Post Caps

DESCRIPTION	PART NO. BLACK	WEIGHT EA.	NOTES
2-1/2" SQ Flat Post Cap	447802	0.22	
2-1/2" SQ Ball Post Cap	451522	1.50	
3" SQ Flat Post Cap	447812	0.30	
3" SQ Ball Post Cap	451532	4.00	
4" SQ Flat Post Cap	447822	0.40	
4" SQ Ball Post Cap	451542	4.50	
6" SQ Flat Post Cap	451512	0.75	




## 2-1/2" Hardware

DESCRIPTION	PART NO. BLACK	WEIGHT BG.	NOTES
Line Bracket (2 per bag)	012454	1.28	
Universal Boulevard Bracket (2 per bag)	012455	1.14	
Swivel Angle Bracket (2 per bag)	012456	2.00	
Flat Back Bracket (2 per bag)	012453	0.68	




## Accessories

DESCRIPTION	PART NO. BLACK	WEIGHT EA.	NOTES
3/4" SQ High Quad Flair	451642	0.32	
3/4" SQ High Triad	907022	0.38	
3/4" SQ Picket Plug (20 per bag)	451572	0.40	
4" Add On Rings (Need 14 per 6' L panel, 18 per 8' L panel)	451582	0.05	



## Touch Up

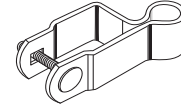
DESCRIPTION	PART NO. BLACK	WEIGHT EA.	NOTES
Touch Up Paint	447992	1.08	
Cold Galvanize Aerosol	012321	1.25	
Zinc Brite Aerosol	036412	1.00	



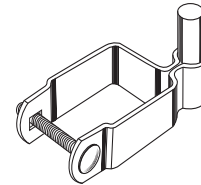
Panels supplied unassembled/components packaged • 1/8" diameter galvanized steel retaining rods • Grommets included

## Gate Hardware

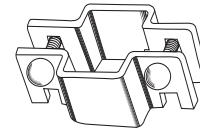
DESCRIPTION	PART NO. BLACK	BOX QTY.	WEIGHT EA.	NOTES
<b>Frame Hinge</b> / Stainless steel fasteners included				
Frame Hinge for 1-3/4" Frame (2 per bag)	447852	100	0.66	



<b>Post Hinges</b> / Stainless steel fasteners included				
2-1/2" SQ Post Hinge with 5/8" Pin	447832	50	1.06	
3" SQ Post Hinge with 5/8" Pin	447842	50	1.14	



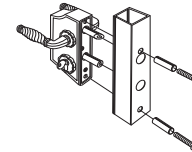
<b>Latch Hanger</b> / Stainless steel fasteners included				
Fork Latch Hanger for 1-3/4" Frame	447862	100	0.60	



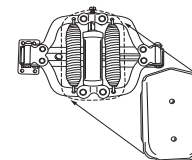
<b>Latch Forks</b>				
Fork Latch for 1-3/4" Frame	447872	100	0.40	
Fork Latch for 2-1/2" SQ post	447882	50	0.60	
Fork Latch for 3" SQ post	447892	50	0.60	



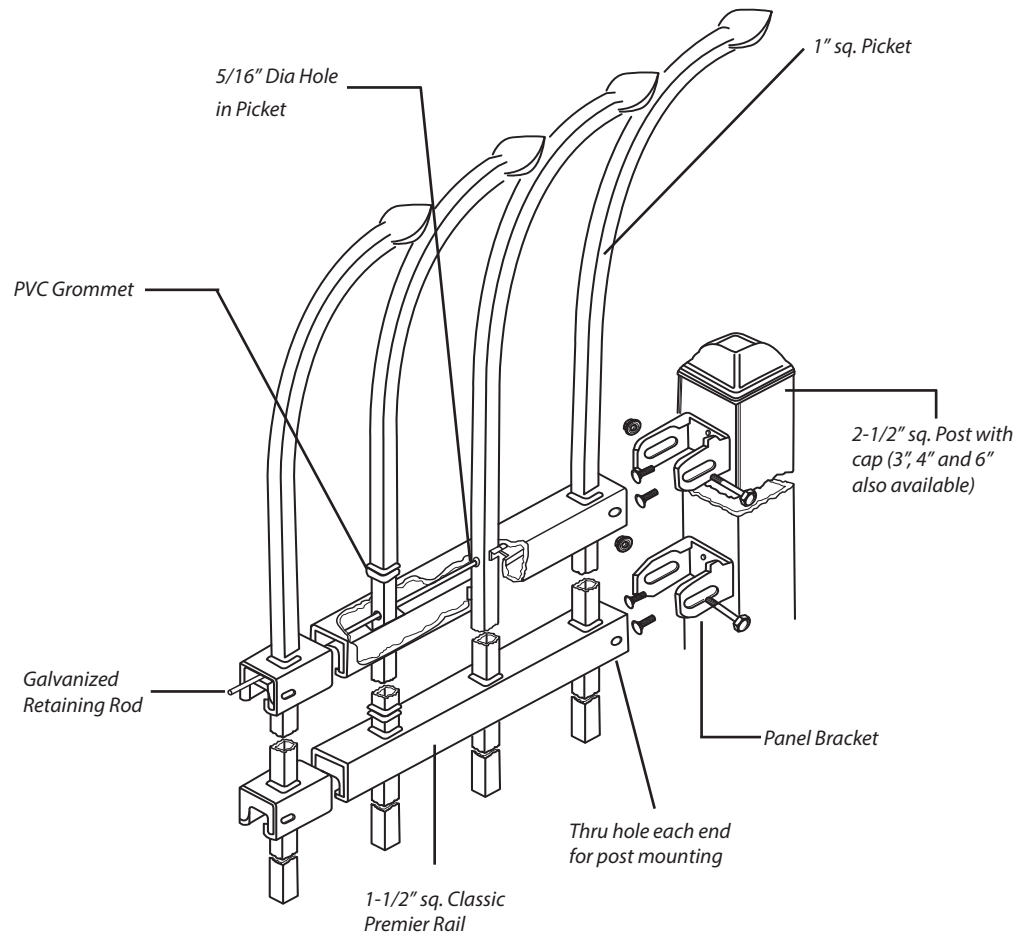
<b>Security Latch</b>				
Keyed for 1" to 1-1/4" Frame	451632	—	4.00	
Keyed for 1-3/4" to 2" Frame	451622	—	4.00	



<b>Gate Closer</b>				
Kant-Slam Hydraulic Gate Closer	018622	6	6.00	



Panels supplied unassembled/components packaged • 1/8" diameter galvanized steel retaining rods • Grommets included



## Strength, Durability and Security Fencing for Industrial Applications

### Product Features

- Permacoat™ Protective Finish that is durable and provides resistance from weathering
- Biasability of a minimum of 25% allows the fence to follow the contour of the landscape to enhance and secure the property
- Forerunner® Rail system for provides an internal security system for the panel with no exposed fasteners
- Wide selection of styles to complement any residential property
- Available in 6' and 8' length panel sizes
- Ready to assemble - quick and easy installation
- Gates are welded rail and picket for added strength and durability
- Full line of accessories available to customize the fence
- Over 30 year of demonstrated excellence and Made in USA
- 10 Year Limited Warranty

## Security - 2 Rail Picket Bottom

### 6' Panel Length:

Biasable to 18"

Contains 15 pickets, 2 rails, 2 retaining rods, 30 rubber grommets

Post spacing for 2-1/2" SQ posts = 71-1/2" O.C. ± 1/2"


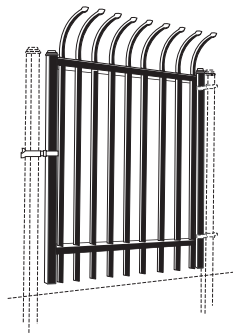
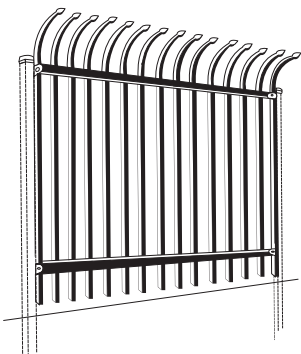
### 8' Panel Length:

Biasable to 24"

Contains 19 pickets, 2 rails, 2 retaining rods, 38 rubber grommets

Post spacing for 2-1/2" SQ posts = 96" O.C. ± 1/2"

DESCRIPTION	PART NO. BLACK	WEIGHT EA.	NOTES
<b>7' High x 6' Panel Length</b>	444362	162.00	
<b>7' High x 8' Panel Length</b>	480572	154.00	
42" Wide Single Swing Gate	446472	77.00	
4' Wide Single Swing Gate	446502	85.00	
12' Wide Double Swing Gate	446532	252.00	
14' Wide Double Swing Gate	446562	308.00	
16' Wide Double Swing Gate	446592	352.00	
20' Wide Double Swing Gate	446622	440.00	
<b>8' High x 6' Panel Length</b>	444382	135.00	
<b>8' High x 8' Panel Length</b>	480582	172.00	
42" Wide Single Swing Gate	446482	86.00	
4' Wide Single Swing Gate	446512	95.00	
12' Wide Double Swing Gate	446542	281.00	
14' Wide Double Swing Gate	446572	344.00	
16' Wide Double Swing Gate	446602	393.00	
20' Wide Double Swing Gate	446632	491.00	
<b>10' High x 6' Panel Length</b>	444402	162.00	
<b>10' High x 8' Panel Length</b>	480592	207.00	
42" Wide Single Swing Gate	446492	103.00	
4' Wide Single Swing Gate	446522	116.00	
12' Wide Double Swing Gate	446552	338.00	
14' Wide Double Swing Gate	446582	412.00	



Panels supplied unassembled/components packaged • 1/8" diameter galvanized steel retaining rods • Grommets included

## Security - 3 Rail Picket Bottom

### 6' Panel Length:

Biasable to 18"

Contains 15 pickets, 3 rails, 3 retaining rods, 45 rubber grommets

Post spacing for 2-1/2" SQ posts = 71-1/2" O.C. ± 1/2"

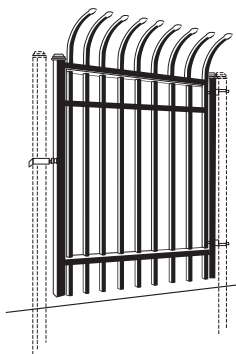
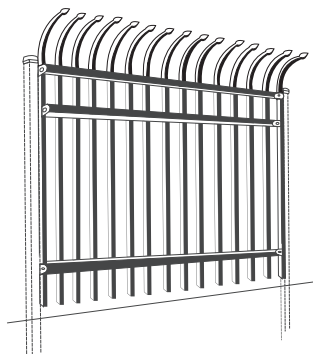
### 8' Panel Length:

Biasable to 24"

Contains 19 pickets, 3 rails, 3 retaining rods, 57 rubber grommets

Post spacing for 2-1/2" SQ posts = 96" O.C. ± 1/2"

DESCRIPTION	PART NO. BLACK	WEIGHT EA.	NOTES
<b>7' High x 6' Panel Length</b>	444422	134.00	
<b>7' High x 8' Panel Length</b>	480622	171.00	
42" Wide Single Swing Gate	446652	82.00	
4' Wide Single Swing Gate	446682	91.00	
12' Wide Double Swing Gate	446712	269.00	
14' Wide Double Swing Gate	446742	328.00	
16' Wide Double Swing Gate	446772	375.00	
20' Wide Double Swing Gate	446802	469.00	
<b>8' High x 6' Panel Length</b>	444432	148.00	
<b>8' High x 8' Panel Length</b>	480632	189.00	
42" Wide Single Swing Gate	446662	91.00	
4' Wide Single Swing Gate	446692	101.00	
12' Wide Double Swing Gate	446722	298.00	
14' Wide Double Swing Gate	446752	364.00	
16' Wide Double Swing Gate	446782	416.00	
20' Wide Double Swing Gate	446812	520.00	
<b>10' High x 6' Panel Length</b>	444442	175.00	
<b>10' High x 8' Panel Length</b>	480642	224.00	
42" Wide Single Swing Gate	446672	99.00	
4' Wide Single Swing Gate	446702	122.00	
12' Wide Double Swing Gate	446732	355.00	
14' Wide Double Swing Gate	446762	432.00	



Panels supplied unassembled/components packaged • 1/8" diameter galvanized steel retaining rods • Grommets included

## Security - 2 Rail Aluminum Cantilever Gates / Use for both 2 Rail and 3 Rail Security styles

DESCRIPTION	PART NO. BLACK	WEIGHT EA.	NOTES
<b>7' High</b>			
10'-12' Wide Aluminum Cantilever Gate	447532	240.00	
14' Wide Aluminum Cantilever Gate	447562	274.00	
16' Wide Aluminum Cantilever Gate	447592	318.00	
18' Wide Aluminum Cantilever Gate	447622	352.00	
20' Wide Aluminum Cantilever Gate	447652	419.00	
22' Wide Aluminum Cantilever Gate	447682	446.00	
24' Wide Aluminum Cantilever Gate	447712	488.00	

## 8' High


10'-12' Wide Aluminum Cantilever Gate	447542	253.00	
14' Wide Aluminum Cantilever Gate	447572	288.00	
16' Wide Aluminum Cantilever Gate	447602	335.00	
18' Wide Aluminum Cantilever Gate	447632	370.00	
20' Wide Aluminum Cantilever Gate	447662	440.00	
22' Wide Aluminum Cantilever Gate	447692	469.00	
24' Wide Aluminum Cantilever Gate	447722	512.00	

Track is included.

Hardware kits sold separately.

Hanger Posts (2) and Latch Post (1) must be 4" SQ (sold separately).

Assembly required.



Panels supplied unassembled/components packaged • 1/8" diameter galvanized steel retaining rods • Grommets included

## Spear - 2 Rail Picket Bottom

### 6' Panel Length:

Biasable to 18"

Contains 13 pickets, 2 rails, 2 retaining rods, 26 rubber grommets

Post spacing for 2-1/2" SQ posts = 71-1/2" O.C. ± 1/2"

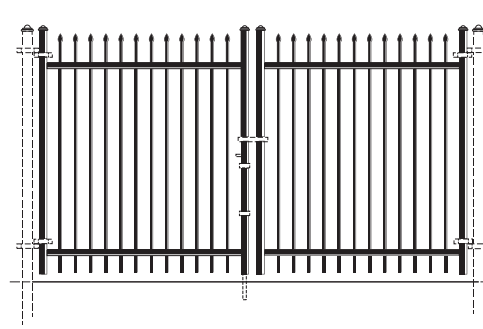
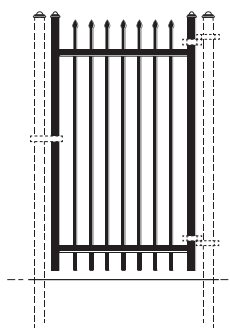

### 8' Panel Length:

Biasable to 24"

Contains 18 pickets, 2 rails, 2 retaining rods, 36 rubber grommets

Post spacing for 2-1/2" SQ posts = 96" O.C. ± 1/2"

DESCRIPTION	PART NO. BLACK	WEIGHT EA.	NOTES
<b>5' High x 6' Panel Length</b>	443982	85.00	
<b>5' High x 8' Panel Length</b>	444072	132.00	
42" Wide Single Swing Gate	445862	57.00	
4' Wide Single Swing Gate	445912	62.00	
12' Wide Double Swing Gate	445962	188.00	
14' Wide Double Swing Gate	446012	228.00	
16' Wide Double Swing Gate	446062	261.00	
20' Wide Double Swing Gate	446112	326.00	
<b>6' High x 6' Panel Length</b>	443992	96.00	
<b>6' High x 8' Panel Length</b>	444082	148.00	
42" Wide Single Swing Gate	445872	66.00	
4' Wide Single Swing Gate	445922	72.00	
12' Wide Double Swing Gate	445972	217.00	
14' Wide Double Swing Gate	446022	264.00	
16' Wide Double Swing Gate	446072	302.00	
20' Wide Double Swing Gate	446122	377.00	
<b>7' High x 6' Panel Length</b>	444012	108.00	
<b>7' High x 8' Panel Length</b>	444092	165.00	
42" Wide Single Swing Gate	445882	74.00	
4' Wide Single Swing Gate	445932	82.00	
12' Wide Double Swing Gate	445982	246.00	
14' Wide Double Swing Gate	446032	296.00	
16' Wide Double Swing Gate	446082	338.00	
20' Wide Double Swing Gate	446132	423.00	



Panels supplied unassembled/components packaged • 1/8" diameter galvanized steel retaining rods • Grommets included

## Spear - 2 Rail Picket Bottom

### 6' Panel Length:

Biasable to 18"

Contains 13 pickets, 2 rails, 2 retaining rods, 26 rubber grommets

Post spacing for 2-1/2" SQ posts = 71-1/2" O.C. ± 1/2"

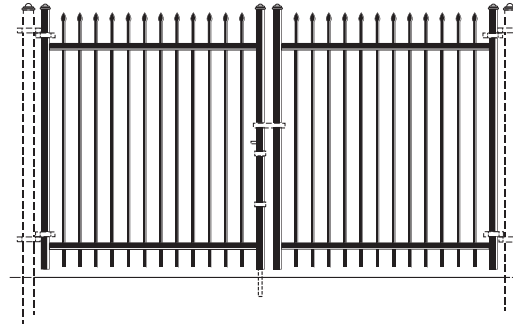
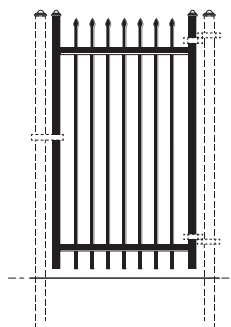
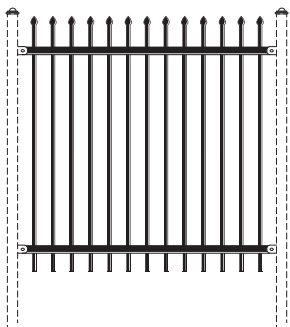
### 8' Panel Length:

Biasable to 24"

Contains 18 pickets, 2 rails, 2 retaining rods, 36 rubber grommets

Post spacing for 2-1/2" SQ posts = 96" O.C. ± 1/2"

DESCRIPTION	PART NO. BLACK	WEIGHT EA.	NOTES
<b>8' High x 6' Panel Length</b>	444032	120.00	
<b>8' High x 8' Panel Length</b>	444112	181.00	
42" Wide Single Swing Gate	445892	83.00	
4' Wide Single Swing Gate	445942	93.00	
12' Wide Double Swing Gate	445992	275.00	
14' Wide Double Swing Gate	446042	332.00	
16' Wide Double Swing Gate	446092	379.00	
20' Wide Double Swing Gate	446142	474.00	
<b>10' High x 6' Panel Length</b>	444052	143.00	
<b>10' High x 8' Panel Length</b>	444122	215.00	
42" Wide Single Swing Gate	445902	100.00	
4' Wide Single Swing Gate	445952	114.00	
12' Wide Double Swing Gate	446002	332.00	
14' Wide Double Swing Gate	446052	400.00	
16' Wide Double Swing Gate	446102	457.00	



Panels supplied unassembled/components packaged • 1/8" diameter galvanized steel retaining rods • Grommets included

## Spear - 3 Rail Picket Bottom

### 6' Panel Length:

Biasable to 18"

Contains 13 pickets, 3 rails, 3 retaining rods, 39 rubber grommets

Post spacing for 2-1/2" SQ posts = 71-1/2" O.C. ± 1/2"

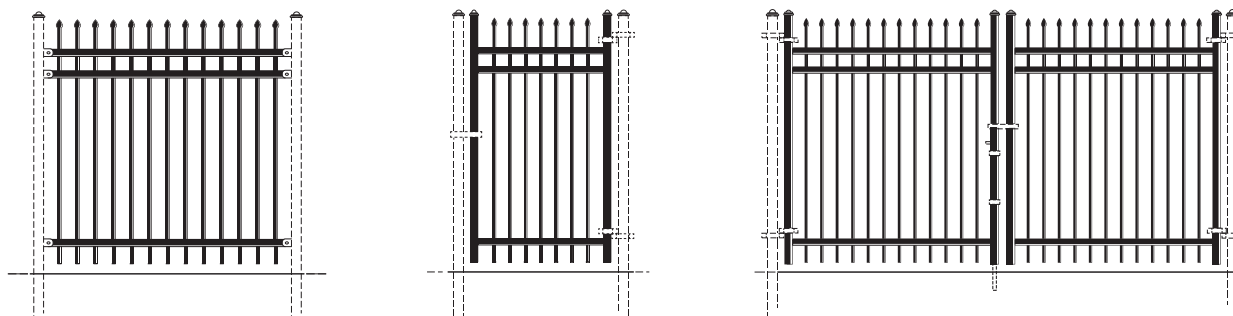
### 8' Panel Length:

Biasable to 24"

Contains 18 pickets, 3 rails, 3 retaining rods, 54 rubber grommets

Post spacing for 2-1/2" SQ posts = 96" O.C. ± 1/2"

DESCRIPTION	PART NO. BLACK	WEIGHT EA.	NOTES
<b>5' High x 6' Panel Length</b>	444142	97.00	
<b>5' High x 8' Panel Length</b>	444262	132.00	
42" Wide Single Swing Gate	446162	62.00	
4' Wide Single Swing Gate	446212	71.00	
12' Wide Double Swing Gate	446262	213.00	
14' Wide Double Swing Gate	446312	248.00	
16' Wide Double Swing Gate	446362	283.00	
20' Wide Double Swing Gate	446412	354.00	
<b>6' High x 6' Panel Length</b>	444182	108.00	
<b>6' High x 8' Panel Length</b>	444282	148.00	
42" Wide Single Swing Gate	446172	71.00	
4' Wide Single Swing Gate	446222	81.00	
12' Wide Double Swing Gate	446272	243.00	
14' Wide Double Swing Gate	446322	284.00	
16' Wide Double Swing Gate	446372	325.00	
20' Wide Double Swing Gate	446422	406.00	
<b>7' High x 6' Panel Length</b>	444202	120.00	
<b>7' High x 8' Panel Length</b>	444302	165.00	
42" Wide Single Swing Gate	446182	79.00	
4' Wide Single Swing Gate	446232	90.00	
12' Wide Double Swing Gate	446282	271.00	
14' Wide Double Swing Gate	446332	316.00	
16' Wide Double Swing Gate	446382	361.00	
20' Wide Double Swing Gate	446432	451.00	



Panels supplied unassembled/components packaged • 1/8" diameter galvanized steel retaining rods • Grommets included

## Spear - 3 Rail Picket Bottom

### 6' Panel Length:

Biasable to 18"

Contains 13 pickets, 3 rails, 3 retaining rods, 39 rubber grommets

Post spacing for 2-1/2" SQ posts = 71-1/2" O.C. ± 1/2"

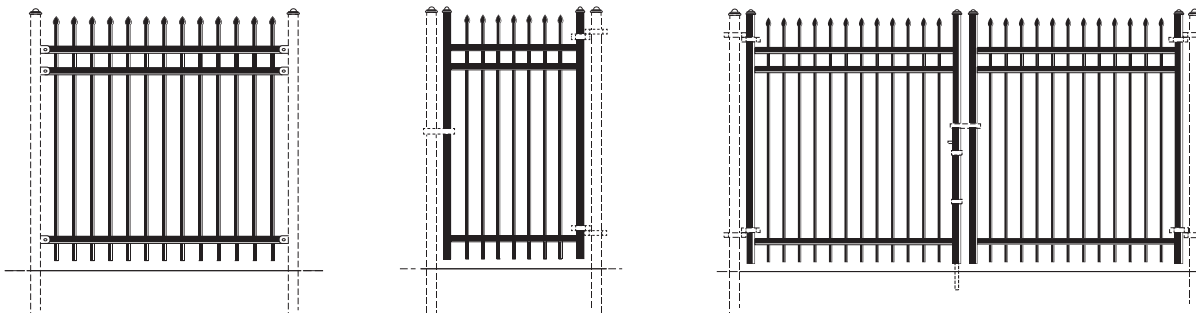
### 8' Panel Length:

Biasable to 24"

Contains 18 pickets, 3 rails, 3 retaining rods, 54 rubber grommets

Post spacing for 2-1/2" SQ posts = 96" O.C. ± 1/2"

DESCRIPTION	PART NO. BLACK	WEIGHT EA.	NOTES
<b>8' High x 6' Panel Length</b>	444222	132.00	
<b>8' High x 8' Panel Length</b>	444322	181.00	
42" Wide Single Swing Gate	446192	88.00	
4' Wide Single Swing Gate	446242	101.00	
12' Wide Double Swing Gate	446292	302.00	
14' Wide Double Swing Gate	446342	352.00	
16' Wide Double Swing Gate	446392	402.00	
20' Wide Double Swing Gate	446442	503.00	
<b>10' High x 6' Panel Length</b>	444242	155.00	
<b>10' High x 8' Panel Length</b>	444342	215.00	
42" Wide Single Swing Gate	446202	105.00	
4' Wide Single Swing Gate	446252	120.00	
12' Wide Double Swing Gate	446302	360.00	
14' Wide Double Swing Gate	446352	420.00	
16' Wide Double Swing Gate	446402	480.00	



Panels supplied unassembled/components packaged • 1/8" diameter galvanized steel retaining rods • Grommets included

## Spear - 2 Rail Aluminum Cantilever Gates / Use for both 2 Rail and 3 Rail Spear styles


DESCRIPTION	PART NO. BLACK	WEIGHT EA.	NOTES
<b>5' High</b>			
10'-12' Wide Aluminum Cantilever Gate	447182	214.00	
14' Wide Aluminum Cantilever Gate	447232	246.00	
16' Wide Aluminum Cantilever Gate	447282	284.00	
18' Wide Aluminum Cantilever Gate	447332	316.00	
20' Wide Aluminum Cantilever Gate	447382	377.00	
22' Wide Aluminum Cantilever Gate	447432	400.00	
24' Wide Aluminum Cantilever Gate	447482	440.00	
<b>6' High</b>			
10'-12' Wide Aluminum Cantilever Gate	447192	227.00	
14' Wide Aluminum Cantilever Gate	447242	260.00	
16' Wide Aluminum Cantilever Gate	447292	301.00	
18' Wide Aluminum Cantilever Gate	447342	334.00	
20' Wide Aluminum Cantilever Gate	447392	398.00	
22' Wide Aluminum Cantilever Gate	447442	423.00	
24' Wide Aluminum Cantilever Gate	447492	464.00	

Track is included.

Hardware kits sold separately.

Hanger Posts (2) and Latch Post (1) must be 4" SQ (sold separately).

Assembly required.



Panels supplied unassembled/components packaged • 1/8" diameter galvanized steel retaining rods • Grommets included

## Spear - 2 Rail Aluminum Cantilever Gates / Use for both 2 Rail and 3 Rail Spear styles


DESCRIPTION	PART NO. BLACK	WEIGHT EA.	NOTES
<b>7' High</b>			
10'-12' Wide Aluminum Cantilever Gate	447202	240.00	
14' Wide Aluminum Cantilever Gate	447252	274.00	
16' Wide Aluminum Cantilever Gate	447302	318.00	
18' Wide Aluminum Cantilever Gate	447352	352.00	
20' Wide Aluminum Cantilever Gate	447402	419.00	
22' Wide Aluminum Cantilever Gate	447452	446.00	
24' Wide Aluminum Cantilever Gate	447502	488.00	
<b>8' High</b>			
10'-12' Wide Aluminum Cantilever Gate	447212	253.00	
14' Wide Aluminum Cantilever Gate	447262	288.00	
16' Wide Aluminum Cantilever Gate	447312	335.00	
18' Wide Aluminum Cantilever Gate	447362	370.00	
20' Wide Aluminum Cantilever Gate	447412	440.00	
22' Wide Aluminum Cantilever Gate	447462	469.00	
24' Wide Aluminum Cantilever Gate	447512	512.00	

Track is included.

Hardware kits sold separately.

Hanger Posts (2) and Latch Post (1) must be 4" SQ (sold separately).

Assembly required.



Panels supplied unassembled/components packaged • 1/8" diameter galvanized steel retaining rods • Grommets included

## Universal - 2 Rail Picket Bottom

### 6' Panel Length:

Biasable to 18"

Contains 13 pickets, 2 rails, 2 retaining rods, 26 rubber grommets

Post spacing for 2-1/2" SQ posts = 71-1/2" O.C. ± 1/2"

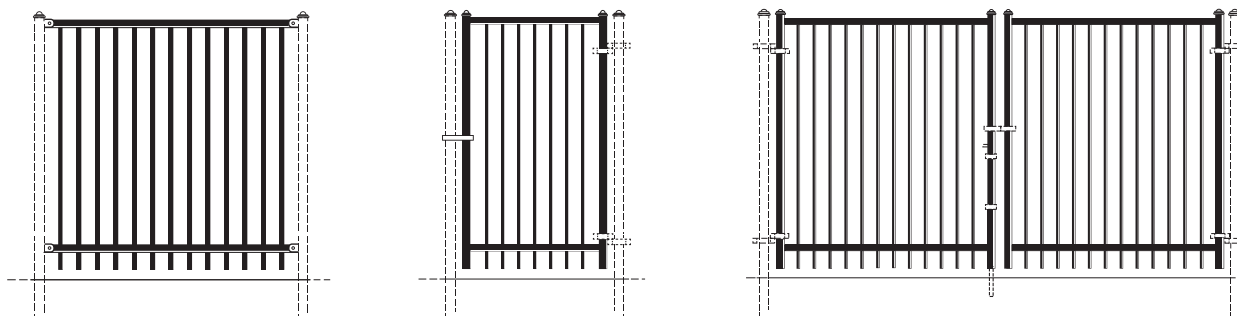
### 8' Panel Length:

Biasable to 24"

Contains 18 pickets, 2 rails, 2 retaining rods, 36 rubber grommets

Post spacing for 2-1/2" SQ posts = 96" O.C. ± 1/2"

DESCRIPTION	PART NO. BLACK	WEIGHT EA.	NOTES
<b>5' High x 6' Panel Length</b>	443782	86.00	
<b>5' High x 8' Panel Length</b>	443832	116.00	
42" Wide Single Swing Gate	445262	57.00	
4' Wide Single Swing Gate	445312	62.00	
12' Wide Double Swing Gate	445362	188.00	
14' Wide Double Swing Gate	445412	228.00	
16' Wide Double Swing Gate	445462	261.00	
20' Wide Double Swing Gate	445512	326.00	
<b>6' High x 6' Panel Length</b>	443792	97.00	
<b>6' High x 8' Panel Length</b>	443842	133.00	
42" Wide Single Swing Gate	445272	66.00	
4' Wide Single Swing Gate	445322	72.00	
12' Wide Double Swing Gate	445372	217.00	
14' Wide Double Swing Gate	445422	264.00	
16' Wide Double Swing Gate	445472	302.00	
20' Wide Double Swing Gate	445522	377.00	
<b>7' High x 6' Panel Length</b>	443802	109.00	
<b>7' High x 8' Panel Length</b>	443852	148.00	
42" Wide Single Swing Gate	445282	74.00	
4' Wide Single Swing Gate	445332	82.00	
12' Wide Double Swing Gate	445382	246.00	
14' Wide Double Swing Gate	445432	296.00	
16' Wide Double Swing Gate	445482	338.00	
20' Wide Double Swing Gate	445532	423.00	



Panels supplied unassembled/components packaged • 1/8" diameter galvanized steel retaining rods • Grommets included

## Universal - 2 Rail Picket Bottom

### 6' Panel Length:

Biasable to 18"

Contains 13 pickets, 2 rails, 2 retaining rods, 26 rubber grommets

Post spacing for 2-1/2" SQ posts = 71-1/2" O.C. ± 1/2"

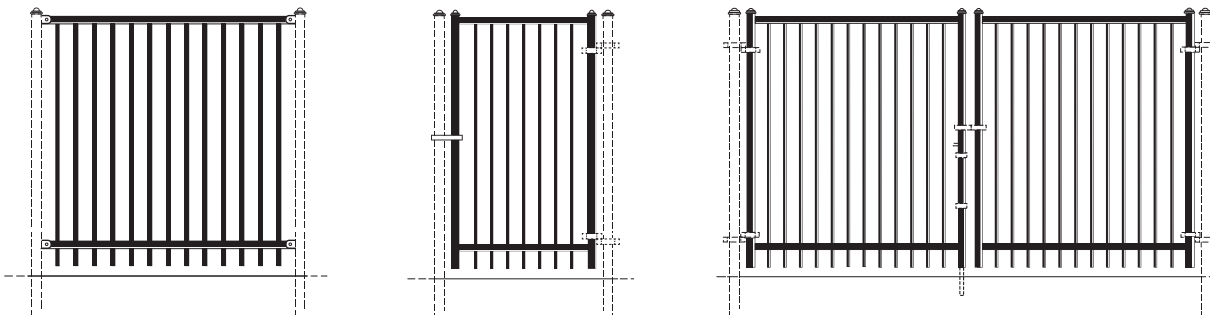
### 8' Panel Length:

Biasable to 24"

Contains 18 pickets, 2 rails, 2 retaining rods, 36 rubber grommets

Post spacing for 2-1/2" SQ posts = 96" O.C. ± 1/2"

DESCRIPTION	PART NO. BLACK	WEIGHT EA.	NOTES
<b>8' High x 6' Panel Length</b>	443812	120.00	
<b>8' High x 8' Panel Length</b>	443862	165.00	
42" Wide Single Swing Gate	445292	83.00	
4' Wide Single Swing Gate	445342	93.00	
12' Wide Double Swing Gate	445392	275.00	
14' Wide Double Swing Gate	445442	332.00	
16' Wide Double Swing Gate	445492	379.00	
20' Wide Double Swing Gate	445542	474.00	
<b>10' High x 8' Panel Length</b>	443872	172.50	
42" Wide Single Swing Gate	445302	100.00	
50" Wide Single Swing Gate	445352	114.00	
12' Wide Double Swing Gate	445402	332.00	
14' Wide Double Swing Gate	445452	400.00	
16' Wide Double Swing Gate	445502	457.00	



Panels supplied unassembled/components packaged • 1/8" diameter galvanized steel retaining rods • Grommets included

## Universal - 3 Rail Picket Bottom

### 6' Panel Length:

Biasable to 18"

Contains 13 pickets, 3 rails, 3 retaining rods, 39 rubber grommets

Post spacing for 2-1/2" SQ posts = 71-1/2" O.C. ± 1/2"

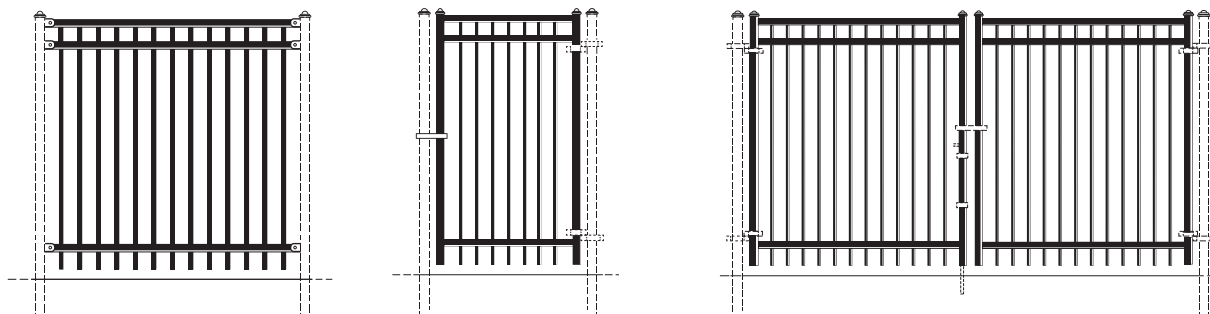
### 8' Panel Length:

Biasable to 24"

Contains 18 pickets, 3 rails, 3 retaining rods, 54 rubber grommets

Post spacing for 2-1/2" SQ posts = 96" O.C. ± 1/2"

DESCRIPTION	PART NO. BLACK	WEIGHT EA.	NOTES
<b>5' High x 6' Panel Length</b>	443882	98.00	
<b>5' High x 8' Panel Length</b>	443932	133.00	
42" Wide Single Swing Gate	445562	62.00	
4' Wide Single Swing Gate	445612	71.00	
12' Wide Double Swing Gate	445662	213.00	
14' Wide Double Swing Gate	445712	248.00	
16' Wide Double Swing Gate	445762	283.00	
20' Wide Double Swing Gate	445812	354.00	
<b>6' High x 6' Panel Length</b>	443892	109.00	
<b>6' High x 8' Panel Length</b>	443942	149.00	
42" Wide Single Swing Gate	445572	71.00	
4' Wide Single Swing Gate	445622	81.00	
12' Wide Double Swing Gate	445672	243.00	
14' Wide Double Swing Gate	445722	284.00	
16' Wide Double Swing Gate	445772	325.00	
20' Wide Double Swing Gate	445822	406.00	
<b>7' High x 6' Panel Length</b>	443902	121.00	
<b>7' High x 8' Panel Length</b>	443952	166.00	
42" Wide Single Swing Gate	445582	79.00	
4' Wide Single Swing Gate	445632	90.00	
12' Wide Double Swing Gate	445682	271.00	
14' Wide Double Swing Gate	445732	316.00	
16' Wide Double Swing Gate	445782	361.00	
20' Wide Double Swing Gate	445832	451.00	



Panels supplied unassembled/components packaged • 1/8" diameter galvanized steel retaining rods • Grommets included

## Universal - 3 Rail Picket Bottom

### 6' Panel Length:

Biasable to 18"

Contains 13 pickets, 3 rails, 3 retaining rods, 39 rubber grommets

Post spacing for 2-1/2" SQ posts = 71-1/2" O.C. ± 1/2"

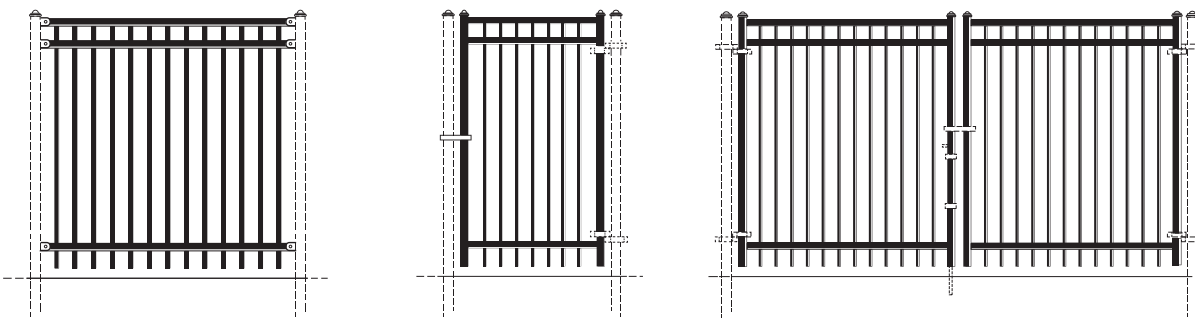
### 8' Panel Length:

Biasable to 24"

Contains 18 pickets, 3 rails, 3 retaining rods, 54 rubber grommets

Post spacing for 2-1/2" SQ posts = 96" O.C. ± 1/2"

DESCRIPTION	PART NO. BLACK	WEIGHT EA.	NOTES
<b>8' High x 6' Panel Length</b>	443912	133.00	
<b>8' High x 8' Panel Length</b>	443962	181.00	
42" Wide Single Swing Gate	445592	88.00	
4' Wide Single Swing Gate	445642	101.00	
12' Wide Double Swing Gate	445692	302.00	
14' Wide Double Swing Gate	445742	352.00	
16' Wide Double Swing Gate	445792	402.00	
20' Wide Double Swing Gate	445842	503.00	
<b>10' High x 6' Panel Length</b>	443922	156.00	
<b>10' High x 8' Panel Length</b>	443972	216.00	
42" Wide Single Swing Gate	445602	105.00	
4' Wide Single Swing Gate	445652	120.00	
12' Wide Double Swing Gate	445702	360.00	
14' Wide Double Swing Gate	445752	420.00	
16' Wide Double Swing Gate	445802	480.00	
20' Wide Double Swing Gate	445852	600.00	



Panels supplied unassembled/components packaged • 1/8" diameter galvanized steel retaining rods • Grommets included

## Universal - 2 Rail Aluminum Cantilever Gates / Use for both 2 Rail and 3 Rail Universal styles

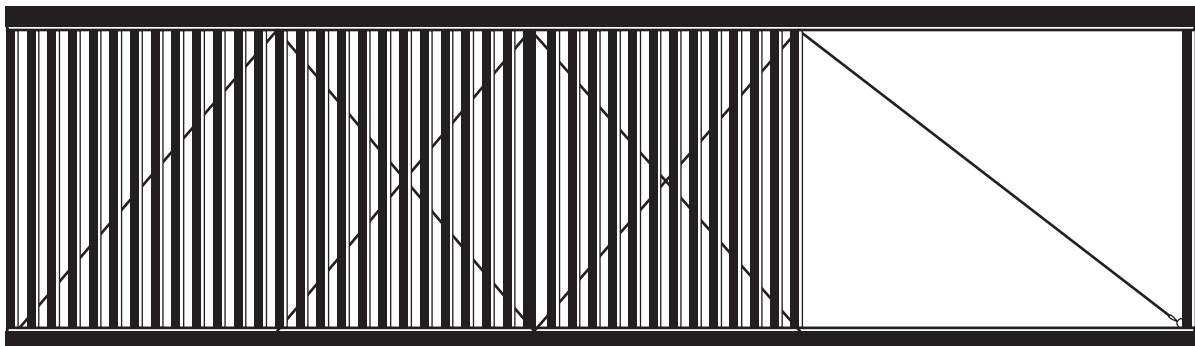
DESCRIPTION	PART NO. BLACK	WEIGHT EA.	NOTES
<b>5' High</b>			
10'-12' Wide Aluminum Cantilever Gate	446832	214.00	
14' Wide Aluminum Cantilever Gate	446882	246.00	
16' Wide Aluminum Cantilever Gate	446932	284.00	
18' Wide Aluminum Cantilever Gate	446982	316.00	
20' Wide Aluminum Cantilever Gate	447032	377.00	
22' Wide Aluminum Cantilever Gate	447082	400.00	
24' Wide Aluminum Cantilever Gate	447132	440.00	
<b>6' High</b>			
10'-12' Wide Aluminum Cantilever Gate	446892	227.00	
14' Wide Aluminum Cantilever Gate	446892	260.00	
16' Wide Aluminum Cantilever Gate	446942	301.00	
18' Wide Aluminum Cantilever Gate	446992	334.00	
20' Wide Aluminum Cantilever Gate	447042	398.00	
22' Wide Aluminum Cantilever Gate	447092	423.00	
24' Wide Aluminum Cantilever Gate	447142	464.00	

Track is included.

Hardware kits sold separately.

Hanger Posts (2) and Latch Post (1) must be 4" SQ (sold separately).

Assembly required.




Panels supplied unassembled/components packaged • 1/8" diameter galvanized steel retaining rods • Grommets included

## Universal - 2 Rail Aluminum Cantilever Gates / Use for both 2 Rail and 3 Rail Universal styles

DESCRIPTION	PART NO. BLACK	WEIGHT EA.	NOTES
<b>7' High</b>			
10'-12' Wide Aluminum Cantilever Gate	446852	240.00	
14' Wide Aluminum Cantilever Gate	446902	274.00	
16' Wide Aluminum Cantilever Gate	446952	318.00	
18' Wide Aluminum Cantilever Gate	447002	352.00	
20' Wide Aluminum Cantilever Gate	447052	419.00	
22' Wide Aluminum Cantilever Gate	447102	446.00	
24' Wide Aluminum Cantilever Gate	447152	488.00	
<b>8' High</b>			
10'-12' Wide Aluminum Cantilever Gate	446862	253.00	
14' Wide Aluminum Cantilever Gate	446912	288.00	
16' Wide Aluminum Cantilever Gate	446962	335.00	
18' Wide Aluminum Cantilever Gate	447012	370.00	
20' Wide Aluminum Cantilever Gate	447062	440.00	
22' Wide Aluminum Cantilever Gate	447112	469.00	
24' Wide Aluminum Cantilever Gate	447162	512.00	

Track is included.  
 Hardware kits sold separately.  
 Hanger Posts (2) and Latch Post (1) must be 4" SQ (sold separately).  
 Assembly required.




Panels supplied unassembled/components packaged • 1/8" diameter galvanized steel retaining rods • Grommets included

6' and 8' Length Panels Available • 1" SQ 14 ga Pickets • 1-3/4" SQ 14 ga ForeRunner™ Rails

## 2-1/2" SQ Posts 12 gauge / Pressed Steel Post Cap included

DESCRIPTION	PART NO. BLACK	WEIGHT EA.	NOTES
5' Post	452552	16.00	
6' Post	451382	18.00	
7' Post	445052	21.00	
8' Post	445062	24.00	
9' Post	445072	27.00	
10' Post	445082	30.00	
11' Post	445092	33.00	
12' Post	445102	36.00	
13' Post	445112	40.00	




## 2-1/2" SQ Plated Posts 12 gauge / 5" SQ x 1/4" Plate • Pressed Steel Post Cap included

DESCRIPTION	PART NO. BLACK	WEIGHT EA.	NOTES
5' Plated Post	983292	17.00	
6' Plated Post	983322	19.00	
8' Plated Post	983262	28.00	

## 3" SQ Posts 12 gauge / Pressed Steel Post Cap included

DESCRIPTION	PART NO. BLACK	WEIGHT EA.	NOTES
6' Post	983312	24.00	
7' Post	445122	26.00	
8' Post	445132	29.00	
9' Post	445142	33.00	
10' Post	445152	36.00	
11' Post	445162	40.00	
12' Post	445172	44.00	
13' Post	445182	47.00	




## 3" SQ Posts 12 gauge / 6" SQ x 1/4" Plate • Pressed Steel Post Cap included

DESCRIPTION	PART NO. BLACK	WEIGHT EA.	NOTES
5' Plated Post	575W00	24.00	
6' Plated Post	788L00	30.00	
7' Plated Post	989472	34.00	
8' Plated Post	983272	39.00	

Panels supplied unassembled/components packaged • 1/8" diameter galvanized steel retaining rods • Grommets included

## 4" SQ Posts 11 gauge / Pressed Steel Post Cap included

DESCRIPTION	PART NO. BLACK	WEIGHT EA.	NOTES
7' Post	445192	47.00	
8' Post	445202	54.00	
9' Post	445212	61.00	
10' Post	445222	67.00	
11' Post	445232	74.00	
12' Post	445242	81.00	
13' Post	445252	87.00	



## 4" SQ Plated Posts 11 gauge / 8" SQ x 3/8" Plate / Pressed Steel Post Cap included

DESCRIPTION	PART NO. BLACK	WEIGHT EA.	NOTES
6' Plated Post	677J00	50.00	

## 6" SQ Posts 3/16" Wall Thickness / Pressed Steel Post Cap included

DESCRIPTION	PART NO. BLACK	WEIGHT EA.	NOTES
8' Post	451392	116.00	
9' Post	451402	171.00	
10' Post	451412	190.00	
11' Post	906472	210.00	
12' Post	989092	229.00	
14' Post	166G00	267.00	

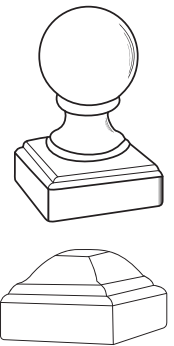


Panels supplied unassembled/components packaged • 1/8" diameter galvanized steel retaining rods • Grommets included

6' and 8' Length Panels Available • 1" SQ 14 ga Pickets • 1-3/4" SQ 14 ga ForeRunner™ Rails

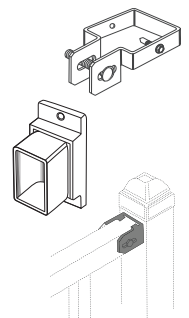
## Post Caps

DESCRIPTION	PART NO. BLACK	WEIGHT EA.	NOTES
2-1/2" SQ Flat Post Cap	447802	0.22	
2-1/2" SQ Ball Post Cap	451522	1.50	
3" SQ Flat Post Cap	447812	0.30	
3" SQ Ball Post Cap	451532	4.00	
4" SQ Flat Post Cap	447822	0.40	
4" SQ Ball Post Cap	451542	4.50	
6" SQ Flat Post Post Cap	451512	0.75	



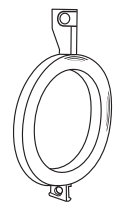
## Hardware

DESCRIPTION	PART NO. BLACK	WEIGHT BG.	NOTES
2-1/2" Universal Bracket (2 per bag)	012450	0.92	
3" Universal Bracket (2 per bag)	012451	1.06	
Swivel Bracket (2 per bag)	012452	2.00	
Flat Back Bracket (2 per bag)	012449	0.84	



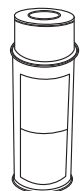
## Accessories

DESCRIPTION	PART NO. BLACK	WEIGHT EA.	NOTES
Rings for Panels - 18 per box (Need 18 for 8' panel)	907392	1.00	



## Touchup

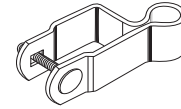
DESCRIPTION	PART NO.	WEIGHT EA.	NOTES
Touch Up Paint - Black	447992	1.08	
Cold Galvanize Aerosol - Dull gray	012321	1.25	
Zinc Brite Aerosol - Bright silver	036412	1.00	



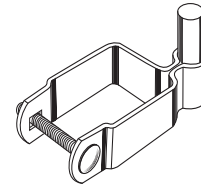
Panels supplied unassembled/components packaged • 1/8" diameter galvanized steel retaining rods • Grommets included

## Gate Hardware

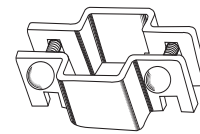
DESCRIPTION	PART NO. BLACK	BOX QTY.	WEIGHT EA.	NOTES
<b>Frame Hinge</b> / Stainless steel fasteners included				
Frame Hinge for 1-3/4" Frame (2 per bag)	447852	100	0.66	



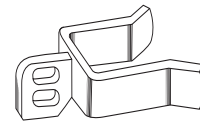
<b>Post Hinges</b> / Stainless steel fasteners included				
2-1/2" SQ Post Hinge with 5/8" Pin	447832	50	1.06	
3" SQ Post Hinge with 5/8" Pin	447842	50	1.14	



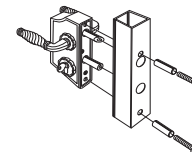
<b>Latch Hanger</b> / Stainless steel fasteners included				
Fork Latch Hanger for 1-3/4" Frame	447862	100	0.60	



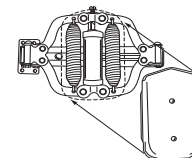
<b>Latch Forks</b>				
Fork Latch for 1-3/4" Frame	447872	100	0.40	
Fork Latch for 2-1/2" SQ post	447882	50	0.60	
Fork Latch for 3" SQ post	447892	50	0.60	



<b>Security Latch</b>				
Keyed for 1" to 1-1/4" Frame	451632	—	4.00	
Keyed for 1-3/4" to 2" Frame	451622	—	4.00	



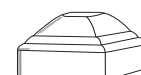
<b>Gate Closer</b>				
Kant-Slam Hydraulic Gate Closer	018622	6	6.00	



<b>Drop Rod</b>				
5/8" x 48" Drop Rod	444162	1	4.00	



<b>Gate Upright Post Cap</b>				
1-3/4" SQ Flat Post Cap	447792	100	0.17	



Panels supplied unassembled/components packaged • 1/8" diameter galvanized steel retaining rods • Grommets included

## Gate Hardware Kits with Box Hinges

DESCRIPTION	PART NO. BLACK	WEIGHT EA.	NOTES
Single Swing Hardware Kit for 2-1/2" SQ Post	108896	5.00	
Single Swing Hardware Kit for 3" SQ Post	108812	9.00	
Includes 2 Box Hinges, 1 Fork Latch, 1 Fork Latch Hanger			
Double Swing Hardware Kit	108822	23.00	
Includes 4 Box Hinges, 1 Fork Latch, 1 Fork Latch Hanger, 1 Frame Hinge, 1 Drop Rod			



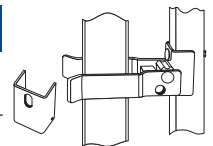
## Single Swing Hinge Kits with Strong Arm Latch

DESCRIPTION	PART NO. BLACK	WEIGHT EA.	NOTES
Commercial Hinge Kit for 3" SQ Post	292A00	8.00	
Commercial Hinge Kit 4" SQ Post	000A03	15.00	
For gates up to 240 lbs.			
Industrial Hinge Kit for 3" SQ Post	306G00	22.00	
Industrial Hinge Kit for 4" SQ Post	873A00	24.00	
For gates up to 3000 lbs.			



## Strong Arm Latches

DESCRIPTION	PART NO. BLACK	WEIGHT EA.	NOTES
2-1/2" SQ Post - Single Swing	108852	7.00	
3" SQ Post - Single Swing	108862	7.00	
4" SQ Post - Single Swing	108872	7.00	
6" SQ Post - Single Swing	420D00	7.00	
For 2" SQ Gate Frame- Double Swing			
	120E00	9.00	



## Cantilever Gate Hardware

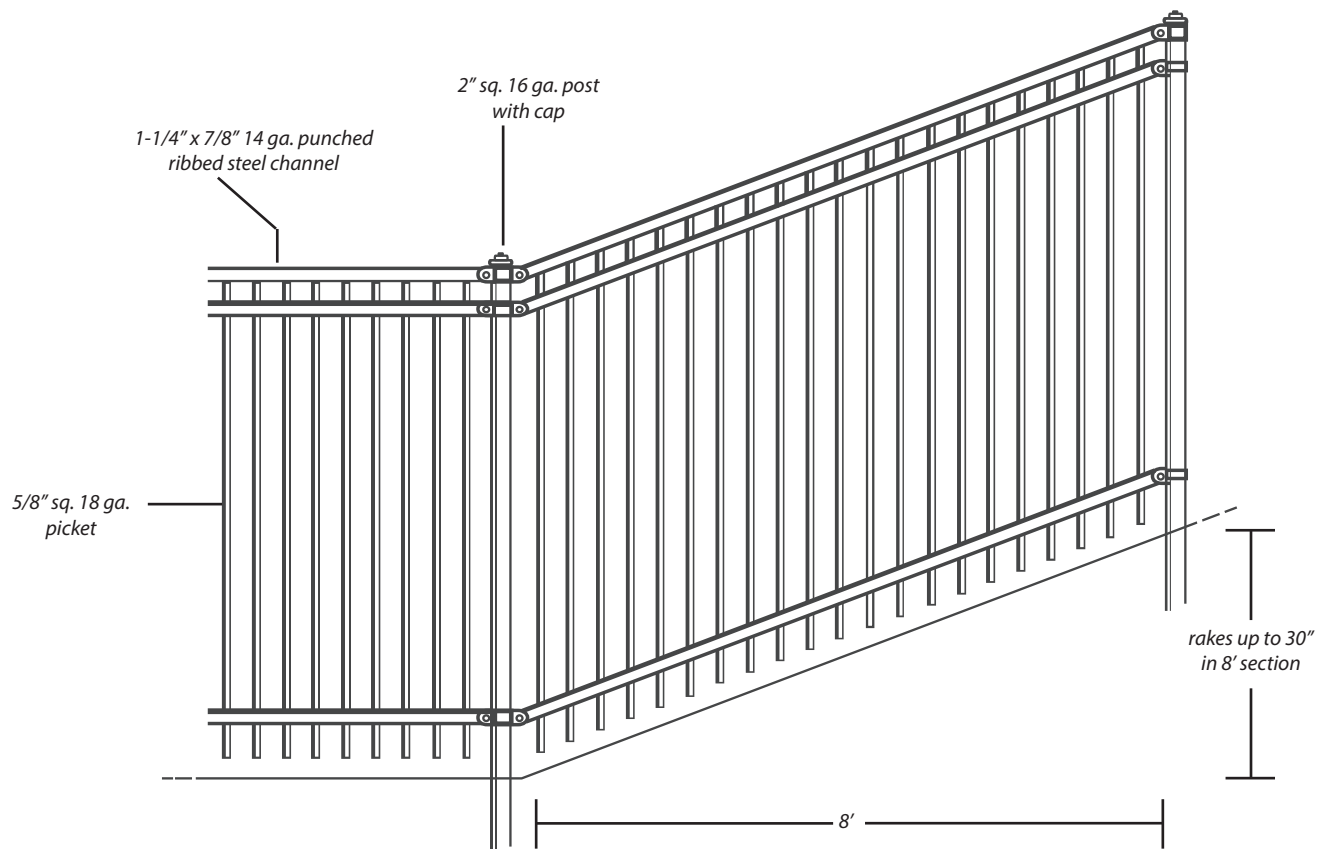
DESCRIPTION	PART NO. BLACK	WEIGHT EA.	NOTES
Latch	733K00	5.00	
Includes fasteners			
4" SQ Post Aluminum Cantilever Gate Kit	012P00	80.00	
6" SQ Post Aluminum Cantilever Gate Kit	000V47	90.00	



Panels supplied unassembled/components packaged • 1/8" diameter galvanized steel retaining rods • Grommets included

## NOTES

Panels supplied unassembled/components packaged • 1/8" diameter galvanized steel retaining rods • Grommets included



## Style, Beauty & Protection in Residential Steel Fencing

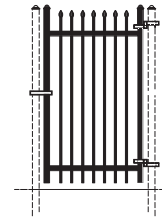
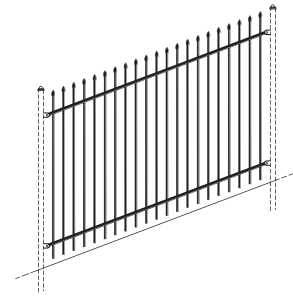
### Product Features

- Pro-Fusion welding process creates a virtually invisible structural connection at every picket-to-rail connection
- E-Coat finishing process delivers maintenance-free ownership for a lifetime
- Biasability (up to 30 inches over 8 feet) to follow the contour of the landscape
- Available in both 4" air gap traditional fencing and 3" air gap Pool, Pet, and Play fencing for added strength and security
- Wide selection of styles to complement any residential property
- Pre-assembled sections for quick and easy installation
- Gates are welded rail and picket for added strength and durability
- Full line of accessories available
- Made in USA
- Lifetime Limited Warranty

8' Length ATF Panels • 5/8" SQ x 18 ga Pickets • 15/16" W x 1-1/4" H x 14 ga Rails

## Classic - 2 Rail Picket Bottom, 4" Air Gap

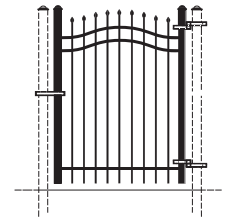
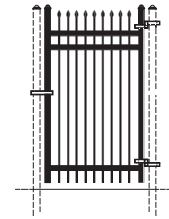
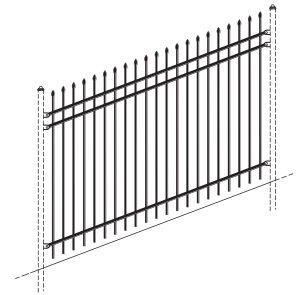
DESCRIPTION	PART NO. BLACK	PART NO. BRONZE	WEIGHT EA.	NOTES
<b>4' High ATF Panel</b>	890122	890128	36.00	
42" Wide Straight Gate	891322	891328	23.00	
4' Wide Straight Gate	891332	891338	25.00	
5' Wide Straight Gate	891342	891348	30.00	
6' Wide Straight Gate	891352	891358	35.00	
7' Wide Straight Gate	891362	891368	39.00	
8' Wide Straight Gate	891372	891378	46.00	
<b>5' High ATF Panel</b>	890132	890138	43.00	
42" Wide Straight Gate	891382	891388	28.00	
4' Wide Straight Gate	891392	891398	30.00	
5' Wide Straight Gate	891402	891408	36.00	
6' Wide Straight Gate	891412	891418	42.00	
7' Wide Straight Gate	891422	891428	46.00	
8' Wide Straight Gate	891432	891438	55.00	



ATF Panels are 94" actual length • All gates listed are single swing and welded with 1-1/4" x 16 ga Gate Ends and Caps • Hinges sold separately

## Classic - 3 Rail Picket Bottom, 4" Air Gap

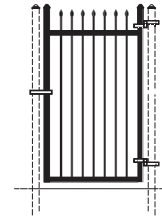
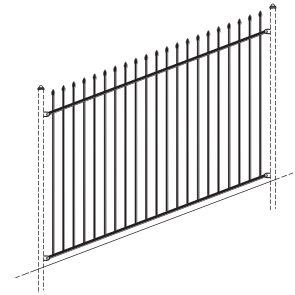
DESCRIPTION	PART NO. BLACK	PART NO. BRONZE	WEIGHT EA.	NOTES
<b>4' High ATF Panel</b>	890182	890188	42.00	
42" Wide Straight Gate	891682	891688	25.00	
4' Wide Straight Gate	891692	891698	28.00	
5' Wide Straight Gate	891702	891708	32.00	
6' Wide Straight Gate	891712	891718	40.00	
7' Wide Straight Gate	891722	891728	44.00	
8' Wide Straight Gate	891732	891738	52.00	
42" Wide Arch Gate	237100	—	28.00	
4' Wide Arch Gate	619F00	—	44.00	
5' Wide Arch Gate	903382	—	38.00	
6' Wide Arch Gate	236100	—	45.00	
<b>5' High ATF Panel</b>	890192	890198	49.00	
42" Wide Straight Gate	891742	891748	30.00	
4' Wide Straight Gate	891752	891758	33.00	
5' Wide Straight Gate	891762	891768	38.00	
6' Wide Straight Gate	891772	891778	47.00	
7' Wide Straight Gate	891782	891788	51.00	
8' Wide Straight Gate	891792	891798	61.00	
42" Wide Arch Gate	012545	—	33.00	
4' Wide Arch Gate	903392	—	38.00	
5' Wide Arch Gate	903412	—	44.00	
6' Wide Arch Gate	012546	—	52.00	
<b>6' High ATF Panel</b>	890202	890208	55.00	
42" Wide Straight Gate	891802	891808	35.00	
4' Wide Straight Gate	891812	891818	38.00	
5' Wide Straight Gate	891822	891828	44.00	
6' Wide Straight Gate	891832	891838	54.00	
7' Wide Straight Gate	891842	891848	59.00	
8' Wide Straight Gate	891852	891858	70.00	
42" Wide Arch Gate	454100	—	38.00	
4' Wide Arch Gate	345P00	—	38.00	
5' Wide Arch Gate	701F00	—	51.00	
6' Wide Arch Gate	012547	—	59.00	



ATF Panels are 94" actual length • All gates listed are single swing and welded with 1-1/4" x 16 ga Gate Ends and Caps • Hinges sold separately

## Classic - 2 Rail Flush Bottom, 4" Air Gap

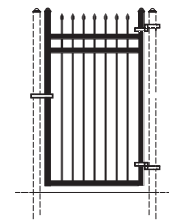
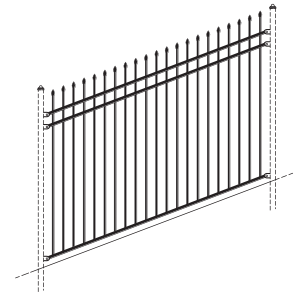
DESCRIPTION	PART NO.	PART NO.	WEIGHT EA.	NOTES
	BLACK	BRONZE		
<b>4' High ATF Panel</b>	890152	890158	36.00	
42" Wide Straight Gate	891502	891508	23.00	
4' Wide Straight Gate	891512	891518	25.00	
5' Wide Straight Gate	891522	891528	30.00	
6' Wide Straight Gate	891532	891538	35.00	
7' Wide Straight Gate	891542	891548	39.00	
8' Wide Straight Gate	891552	891558	46.00	
<b>5' High ATF Panel</b>	890162	890168	43.00	
42" Wide Straight Gate	891562	891568	28.00	
4' Wide Straight Gate	891572	891578	30.00	
5' Wide Straight Gate	891582	891588	36.00	
6' Wide Straight Gate	891592	891598	42.00	
7' Wide Straight Gate	891602	891608	46.00	
8' Wide Straight Gate	891612	891618	55.00	



ATF Panels are 94" actual length • All gates listed are single swing and welded with 1-1/4" x 16 ga Gate Ends and Caps • Hinges sold separately

## Classic - 3 Rail Flush Bottom, 4" Air Gap

DESCRIPTION	PART NO. BLACK	PART NO. BRONZE	WEIGHT EA.	NOTES
<b>4' High ATF Panel</b>	890212	890218	42.00	
42" Wide Straight Gate	891862	891868	25.00	
4' Wide Straight Gate	891872	891878	28.00	
5' Wide Straight Gate	891882	891888	32.00	
6' Wide Straight Gate	891892	891898	40.00	
7' Wide Straight Gate	891902	891908	44.00	
8' Wide Straight Gate	891912	891918	52.00	
<b>5' High ATF Panel</b>	890222	890228	49.00	
42" Wide Straight Gate	891922	891928	30.00	
4' Wide Straight Gate	891932	891938	33.00	
5' Wide Straight Gate	891942	891948	38.00	
6' Wide Straight Gate	891952	891958	47.00	
7' Wide Straight Gate	891962	891968	51.00	
8' Wide Straight Gate	891972	891978	61.00	
<b>6' High ATF Panel</b>	890232	890238	55.00	
42" Wide Straight Gate	891982	891988	35.00	
4' Wide Straight Gate	891992	891998	38.00	
5' Wide Straight Gate	892002	892008	44.00	
6' Wide Straight Gate	892012	892018	54.00	
7' Wide Straight Gate	892022	892028	59.00	
8' Wide Straight Gate	892032	892038	70.00	

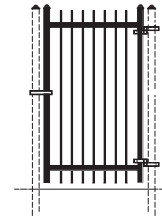
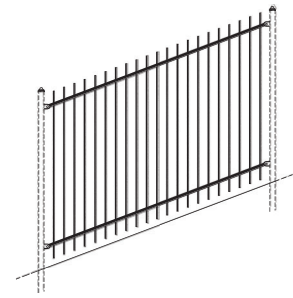


ATF Panels are 94" actual length • All gates listed are single swing and welded with 1-1/4" x 16 ga Gate Ends and Caps • Hinges sold separately

8' Length ATF Panels • 5/8" SQ x 18 ga Pickets • 15/16" W x 1-1/4" H x 14 ga Rails

## Genesis - 2 Rail Picket Bottom, 4" Air Gap

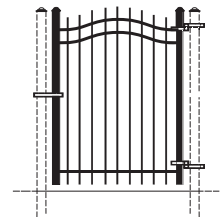
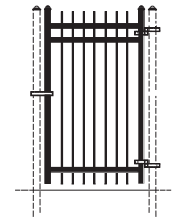
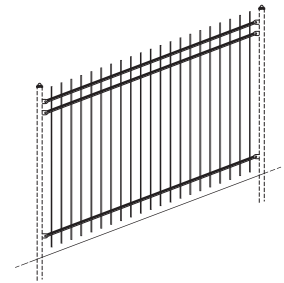
DESCRIPTION	PART NO. BLACK	PART NO. BRONZE	WEIGHT EA.	NOTES
<b>4' High ATF Panel</b>	890482	890488	36.00	
42" Wide Straight Gate	892762	892768	23.00	
4' Wide Straight Gate	892772	892778	25.00	
5' Wide Straight Gate	892782	892788	30.00	
6' Wide Straight Gate	892792	892798	35.00	
7' Wide Straight Gate	892802	892808	39.00	
8' Wide Straight Gate	892812	892818	46.00	
<b>5' High ATF Panel</b>	890492	890498	43.00	
42" Wide Straight Gate	892822	892828	28.00	
4' Wide Straight Gate	892832	892838	30.00	
5' Wide Straight Gate	892842	892848	36.00	
6' Wide Straight Gate	892852	892858	42.00	
7' Wide Straight Gate	892862	892868	46.00	
8' Wide Straight Gate	892872	892878	55.00	



ATF Panels are 94" actual length • All gates listed are single swing and welded with 1-1/4" x 16 ga Gate Ends and Caps • Hinges sold separately

## Genesis - 3 Rail Picket Bottom, 4" Air Gap

DESCRIPTION	PART NO. BLACK	PART NO. BRONZE	WEIGHT EA.	NOTES
<b>4' High ATF Panel</b>	890542	890548	42.00	
42" Wide Straight Gate	893122	893128	25.00	
4' Wide Straight Gate	893132	893138	28.00	
5' Wide Straight Gate	893142	893148	32.00	
6' Wide Straight Gate	893152	893158	40.00	
7' Wide Straight Gate	893162	893168	44.00	
8' Wide Straight Gate	893172	893178	52.00	
42" Wide Arch Gate	012548	—	28.00	
4' Wide Arch Gate	238D00	—	32.00	
5' Wide Arch Gate	012549	—	40.00	
6' Wide Arch Gate	239D00	—	45.00	
<b>5' High ATF Panel</b>	890552	890558	49.00	
42" Wide Straight Gate	893182	893188	30.00	
4' Wide Straight Gate	893192	893198	33.00	
5' Wide Straight Gate	893202	893208	38.00	
6' Wide Straight Gate	893212	893218	47.00	
7' Wide Straight Gate	893222	893228	51.00	
8' Wide Straight Gate	893232	893238	61.00	
42" Wide Arch Gate	012550	589E00	33.00	
4' Wide Arch Gate	360H00	177T00	52.00	
5' Wide Arch Gate	253D00	—	44.00	
6' Wide Arch Gate	294K00	—	47.00	
<b>6' High ATF Panel</b>	890562	890568	55.00	
42" Wide Straight Gate	893242	893248	35.00	
4' Wide Straight Gate	893252	893258	38.00	
5' Wide Straight Gate	893262	893268	44.00	
6' Wide Straight Gate	893272	893278	54.00	
7' Wide Straight Gate	893282	893288	59.00	
8' Wide Straight Gate	893292	893298	70.00	
42" Wide Arch Gate	576G00	—	38.00	
4' Wide Arch Gate	621D00	—	41.00	
5' Wide Arch Gate	921W00	—	52.00	
6' Wide Arch Gate	575G00	—	61.00	

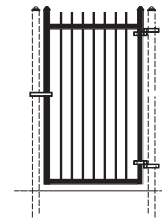
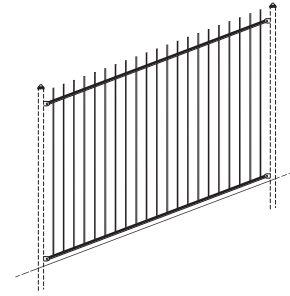


ATF Panels are 94" actual length • All gates listed are single swing and welded with 1-1/4" x 16 ga Gate Ends and Caps • Hinges sold separately

8' Length ATF Panels • 5/8" SQ x 18 ga Pickets • 15/16" W x 1-1/4" H x 14 ga Rails

## Genesis - 2 Rail Flush Bottom, 4" Air Gap

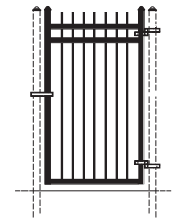
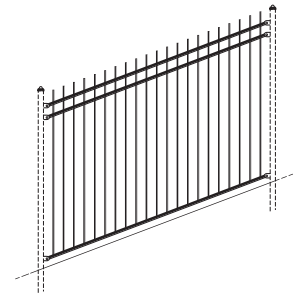
DESCRIPTION	PART NO. BLACK	PART NO. BRONZE	WEIGHT EA.	NOTES
<b>4' High ATF Panel</b>	890512	890518	36.00	
42" Wide Straight Gate	892942	892948	23.00	
4' Wide Straight Gate	892952	892958	25.00	
5' Wide Straight Gate	892962	892968	30.00	
6' Wide Straight Gate	892972	892978	35.00	
7' Wide Straight Gate	892982	892988	39.00	
8' Wide Straight Gate	892992	892998	46.00	
<b>5' High ATF Panel</b>	890522	890528	43.00	
42" Wide Straight Gate	893002	893008	28.00	
4' Wide Straight Gate	893012	893018	30.00	
5' Wide Straight Gate	893022	893028	36.00	
6' Wide Straight Gate	893032	893038	42.00	
7' Wide Straight Gate	893042	893048	46.00	
8' Wide Straight Gate	893052	893058	55.00	



ATF Panels are 94" actual length • All gates listed are single swing and welded with 1-1/4" x 16 ga Gate Ends and Caps • Hinges sold separately

## Genesis - 3 Rail Flush Bottom, 4" Air Gap

DESCRIPTION	PART NO. BLACK	PART NO. BRONZE	WEIGHT EA.	NOTES
<b>4' High ATF Panel</b>	890572	890578	42.00	
42" Wide Straight Gate	893302	893308	25.00	
4' Wide Straight Gate	893312	893318	28.00	
5' Wide Straight Gate	893322	893328	32.00	
6' Wide Straight Gate	893332	893338	40.00	
7' Wide Straight Gate	893342	893348	44.00	
8' Wide Straight Gate	893352	893358	52.00	
<b>5' High ATF Panel</b>	890582	890588	49.00	
42" Wide Straight Gate	893362	893368	30.00	
4' Wide Straight Gate	893372	893378	33.00	
5' Wide Straight Gate	893382	893388	38.00	
6' Wide Straight Gate	893392	893398	47.00	
7' Wide Straight Gate	893402	893408	51.00	
8' Wide Straight Gate	893412	893418	61.00	
<b>6' High ATF Panel</b>	890592	890598	55.00	
42" Wide Straight Gate	893422	893428	35.00	
4' Wide Straight Gate	893432	893438	38.00	
5' Wide Straight Gate	893442	893448	44.00	
6' Wide Straight Gate	893452	893458	54.00	
7' Wide Straight Gate	893462	893468	59.00	
8' Wide Straight Gate	893472	893478	70.00	

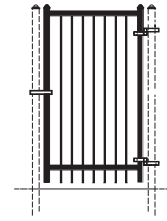
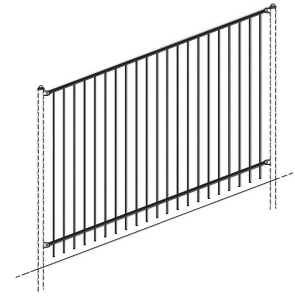


ATF Panels are 94" actual length • All gates listed are single swing and welded with 1-1/4" x 16 ga Gate Ends and Caps • Hinges sold separately

8' Length ATF Panels • 5/8" SQ x 18 ga Pickets • 15/16" W x 1-1/4" H x 14 ga Rails

## Majestic - 2 Rail Picket Bottom, 4" Air Gap

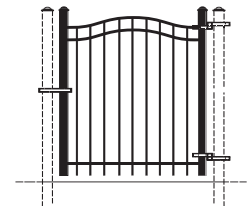
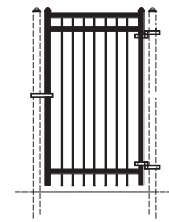
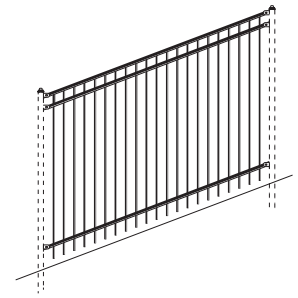
DESCRIPTION	PART NO. BLACK	PART NO. BRONZE	WEIGHT EA.	NOTES
<b>4' High ATF Panel</b>	890842	890848	36.00	
42" Wide Straight Gate	894202	894208	23.00	
4' Wide Straight Gate	894212	894218	25.00	
5' Wide Straight Gate	894222	894228	30.00	
6' Wide Straight Gate	894232	894238	35.00	
7' Wide Straight Gate	894242	894248	39.00	
8' Wide Straight Gate	894252	894258	46.00	
<b>5' High ATF Panel</b>	890852	890858	43.00	
42" Wide Straight Gate	894262	894268	28.00	
4' Wide Straight Gate	894272	894278	30.00	
5' Wide Straight Gate	894282	894288	36.00	
6' Wide Straight Gate	894292	894298	42.00	
7' Wide Straight Gate	894302	894308	46.00	
8' Wide Straight Gate	894312	894318	55.00	



ATF Panels are 94" actual length • All gates listed are single swing and welded with 1-1/4" x 16 ga Gate Ends and Caps • Hinges sold separately

## Majestic - 3 Rail Picket Bottom, 4" Air Gap

DESCRIPTION	PART NO. BLACK	PART NO. BRONZE	WEIGHT EA.	NOTES
<b>4' High ATF Panel</b>	890902	890908	42.00	
42" Wide Straight Gate	894562	894568	23.00	
4' Wide Straight Gate	894572	894578	25.00	
5' Wide Straight Gate	894582	894588	30.00	
6' Wide Straight Gate	894592	894598	35.00	
7' Wide Straight Gate	894602	894608	39.00	
8' Wide Straight Gate	894612	894618	46.00	
42" Wide Arch Gate	496D00	253W00	32.00	
4' Wide Arch Gate	903242	903248	32.00	
5' Wide Arch Gate	903262	—	36.00	
6' Wide Arch Gate	285W00	—	45.00	
<b>5' High ATF Panel</b>	890912	890918	49.00	
42" Wide Straight Gate	894622	894628	28.00	
4' Wide Straight Gate	894632	894638	30.00	
5' Wide Straight Gate	894642	894648	36.00	
6' Wide Straight Gate	894652	894658	42.00	
7' Wide Straight Gate	894662	894668	46.00	
8' Wide Straight Gate	894672	894678	55.00	
42" Wide Arch Gate	000N77	637D00	30.00	
4' Wide Arch Gate	963B00	815I00	36.00	
5' Wide Arch Gate	964B00	375X00	41.00	
6' Wide Arch Gate	256E00	—	51.00	
<b>6' High ATF Panel</b>	890922	890928	55.00	
42" Wide Straight Gate	894682	894688	32.00	
4' Wide Straight Gate	894692	894698	35.00	
5' Wide Straight Gate	894702	894708	42.00	
6' Wide Straight Gate	894712	894718	49.00	
7' Wide Straight Gate	894722	894728	54.00	
8' Wide Straight Gate	894732	894738	64.00	
42" Wide Arch Gate	782V00	—	38.00	
4' Wide Arch Gate	903272	—	35.00	
5' Wide Arch Gate	597S00	—	59.00	
6' Wide Arch Gate	279O00	—	59.00	

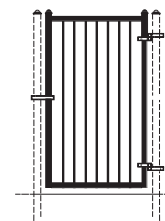
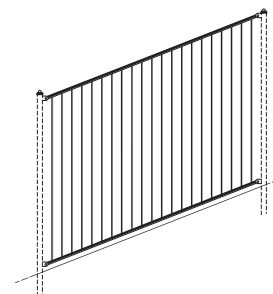


ATF Panels are 94" actual length • All gates listed are single swing and welded with 1-1/4" x 16 ga Gate Ends and Caps • Hinges sold separately

8' Length ATF Panels • 5/8" SQ x 18 ga Pickets • 15/16" W x 1-1/4" H x 14 ga Rails

## Majestic - 2 Rail Flush Bottom, 4" Air Gap

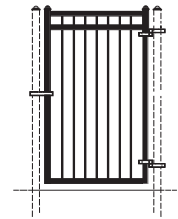
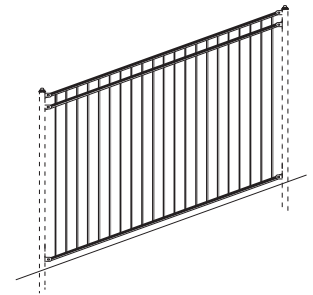
DESCRIPTION	PART NO. BLACK	PART NO. BRONZE	WEIGHT EA.	NOTES
<b>4' High ATF Panel</b>	890872	890878	36.00	
42" Wide Straight Gate	894382	894388	23.00	
4' Wide Straight Gate	894392	894398	25.00	
5' Wide Straight Gate	894402	894408	30.00	
6' Wide Straight Gate	894412	894418	35.00	
7' Wide Straight Gate	894422	894428	39.00	
8' Wide Straight Gate	894432	894438	46.00	



ATF Panels are 94" actual length • All gates listed are single swing and welded with 1-1/4" x 16 ga Gate Ends and Caps • Hinges sold separately

## Majestic - 3 Rail Flush Bottom, 4" Air Gap

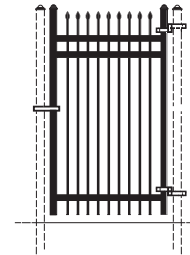
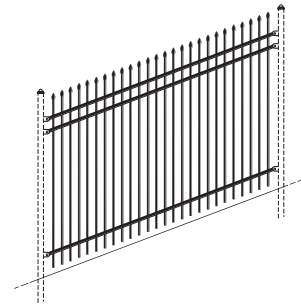
DESCRIPTION	PART NO. BLACK	PART NO. BRONZE	WEIGHT EA.	NOTES
<b>4' High ATF Panel</b>	890932	890938	42.00	
42" Wide Straight Gate	894742	894748	25.00	
4' Wide Straight Gate	894752	894758	28.00	
5' Wide Straight Gate	894762	894768	32.00	
6' Wide Straight Gate	894772	894778	40.00	
7' Wide Straight Gate	894782	894788	44.00	
8' Wide Straight Gate	894792	894798	52.00	
<b>54" High ATF Panel</b>	902382	902388	48.00	
42" Wide Straight Gate	902402	902408	28.00	
4' Wide Straight Gate	902412	902418	31.00	
5' Wide Straight Gate	902422	902428	35.00	
6' Wide Straight Gate	902432	902438	44.00	
7' Wide Straight Gate	902442	902448	48.00	
8' Wide Straight Gate	902452	902458	57.00	
<b>5' High ATF Panel</b>	890942	890948	49.00	
42" Wide Straight Gate	894802	894808	30.00	
4' Wide Straight Gate	894812	894818	33.00	
5' Wide Straight Gate	894822	894828	38.00	
6' Wide Straight Gate	894832	894838	47.00	
7' Wide Straight Gate	894842	894848	51.00	
8' Wide Straight Gate	894852	894858	61.00	
<b>6' High ATF Panel</b>	890952	890958	55.00	
42" Wide Straight Gate	894862	894868	35.00	
4' Wide Straight Gate	894872	894878	38.00	
5' Wide Straight Gate	894882	894888	44.00	
6' Wide Straight Gate	894892	894898	54.00	
7' Wide Straight Gate	894902	894908	59.00	
8' Wide Straight Gate	894912	894918	70.00	



ATF Panels are 94" actual length • All gates listed are single swing and welded with 1-1/4" x 16 ga Gate Ends and Caps • Hinges sold separately

## Classic - 3 Rail Picket Bottom, 3" Air Gap

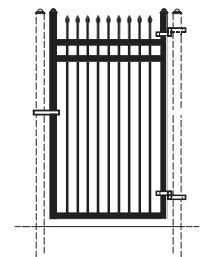
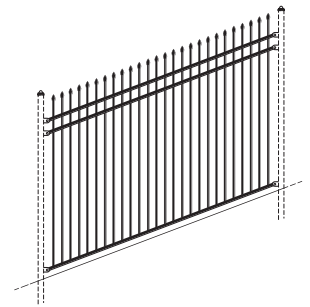
DESCRIPTION	PART NO. BLACK	PART NO. BRONZE	WEIGHT EA.	NOTES
<b>4' High ATF Panel</b>	890302	890308	50.00	
42" Wide Straight Gate	892402	892408	28.00	
4' Wide Straight Gate	892412	892418	31.00	
5' Wide Straight Gate	892422	892428	37.00	
6' Wide Straight Gate	892432	892438	45.00	
7' Wide Straight Gate	892442	892448	49.00	
8' Wide Straight Gate	892452	892458	58.00	
<b>5' High ATF Panel</b>	890312	890318	59.00	
42" Wide Straight Gate	892462	892468	33.00	
4' Wide Straight Gate	892472	892478	37.00	
5' Wide Straight Gate	892482	892488	44.00	
6' Wide Straight Gate	892492	892498	53.00	
7' Wide Straight Gate	892502	892508	58.00	
8' Wide Straight Gate	892512	892518	69.00	
<b>6' High ATF Panel</b>	890322	890328	67.00	
42" Wide Straight Gate	892522	892528	38.00	
4' Wide Straight Gate	892532	892538	43.00	
5' Wide Straight Gate	892542	892548	51.00	
6' Wide Straight Gate	892552	892558	61.00	
7' Wide Straight Gate	892562	892568	72.00	
8' Wide Straight Gate	892572	892578	79.00	



ATF Panels are 94" actual length • All gates listed are single swing and welded with 1-1/4" x 16 ga Gate Ends and Caps • Hinges sold separately

## Classic - 3 Rail Flush Bottom, 3" Air Gap

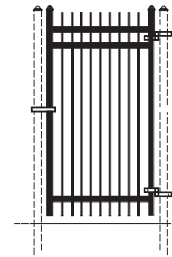
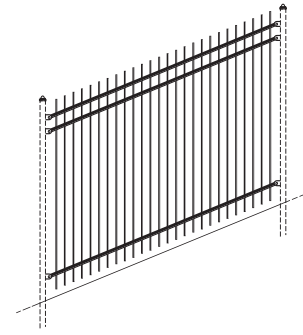
DESCRIPTION	PART NO. BLACK	PART NO. BRONZE	WEIGHT EA.	NOTES
<b>4' High ATF Panel</b>	890332	890338	50.00	
42" Wide Straight Gate	892582	892588	28.00	
4' Wide Straight Gate	892592	892598	31.00	
5' Wide Straight Gate	892602	892608	37.00	
6' Wide Straight Gate	892612	892618	45.00	
7' Wide Straight Gate	892622	892628	49.00	
8' Wide Straight Gate	892632	892638	58.00	
<b>5' High ATF Panel</b>	890342	890348	59.00	
42" Wide Straight Gate	892642	892648	33.00	
4' Wide Straight Gate	892652	892658	37.00	
5' Wide Straight Gate	892662	892668	44.00	
6' Wide Straight Gate	892672	892678	53.00	
7' Wide Straight Gate	892682	892688	58.00	
8' Wide Straight Gate	892692	892698	69.00	
<b>6' High ATF Panel</b>	890352	890358	67.00	
42" Wide Straight Gate	892702	892708	38.00	
4' Wide Straight Gate	892712	892718	43.00	
5' Wide Straight Gate	892722	892728	51.00	
6' Wide Straight Gate	892732	892738	61.00	
7' Wide Straight Gate	892742	892748	72.00	
8' Wide Straight Gate	892752	892758	79.00	



ATF Panels are 94" actual length • All gates listed are single swing and welded with 1-1/4" x 16 ga Gate Ends and Caps • Hinges sold separately

## Genesis - 3 Rail Picket Bottom, 3" Air Gap

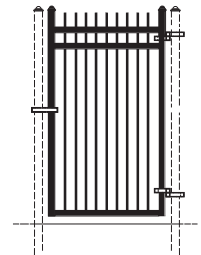
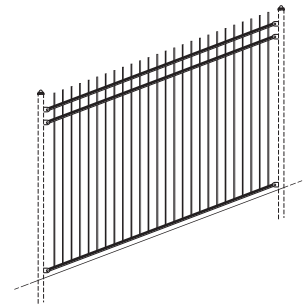
DESCRIPTION	PART NO. BLACK	PART NO. BRONZE	WEIGHT EA.	NOTES
<b>4' High ATF Panel</b>	890662	890668	50.00	
42" Wide Straight Gate	893842	893848	28.00	
4' Wide Straight Gate	893852	893858	31.00	
5' Wide Straight Gate	893862	893868	37.00	
6' Wide Straight Gate	893872	893878	45.00	
7' Wide Straight Gate	893882	893888	49.00	
8' Wide Straight Gate	893892	893898	58.00	
<b>5' High ATF Panel</b>	890672	890678	59.00	
42" Wide Straight Gate	893902	893908	33.00	
4' Wide Straight Gate	893912	893918	37.00	
5' Wide Straight Gate	893922	893928	44.00	
6' Wide Straight Gate	893932	893938	53.00	
7' Wide Straight Gate	893942	893948	58.00	
8' Wide Straight Gate	893952	893958	69.00	
<b>6' High ATF Panel</b>	890682	890688	67.00	
42" Wide Straight Gate	893962	893968	38.00	
4' Wide Straight Gate	893972	893978	43.00	
5' Wide Straight Gate	893982	893988	51.00	
6' Wide Straight Gate	893992	893998	61.00	
7' Wide Straight Gate	894002	894008	72.00	
8' Wide Straight Gate	894012	894018	79.00	



ATF Panels are 94" actual length • All gates listed are single swing and welded with 1-1/4" x 16 ga Gate Ends and Caps • Hinges sold separately

## Genesis - 3 Rail Flush Bottom, 3" Air Gap

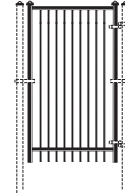
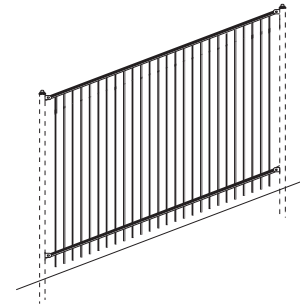
DESCRIPTION	PART NO. BLACK	PART NO. BRONZE	WEIGHT EA.	NOTES
<b>4' High ATF Panel</b>	890692	890698	50.00	
42" Wide Straight Gate	894022	894028	28.00	
4' Wide Straight Gate	894032	894038	31.00	
5' Wide Straight Gate	894042	894048	37.00	
6' Wide Straight Gate	894052	894058	45.00	
7' Wide Straight Gate	894062	894068	49.00	
8' Wide Straight Gate	894072	894078	58.00	
<b>5' High ATF Panel</b>	890702	890708	59.00	
42" Wide Straight Gate	894082	894088	33.00	
4' Wide Straight Gate	894092	894098	37.00	
5' Wide Straight Gate	894102	894108	44.00	
6' Wide Straight Gate	894112	894118	53.00	
7' Wide Straight Gate	894122	894128	58.00	
8' Wide Straight Gate	894132	894138	69.00	
<b>6' High ATF Panel</b>	890712	890718	67.00	
42" Wide Straight Gate	894142	894148	38.00	
4' Wide Straight Gate	894152	894158	43.00	
5' Wide Straight Gate	894162	894168	51.00	
6' Wide Straight Gate	894172	894178	61.00	
7' Wide Straight Gate	894182	894188	72.00	
8' Wide Straight Gate	894192	894198	79.00	



ATF Panels are 94" actual length • All gates listed are single swing and welded with 1-1/4" x 16 ga Gate Ends and Caps • Hinges sold separately

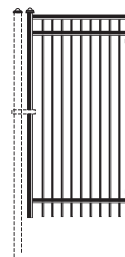
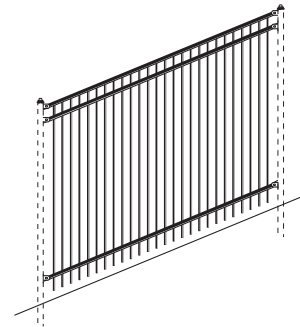
## Majestic - 2 Rail Picket Bottom, 3" Air Gap

DESCRIPTION	PART NO. BLACK	PART NO. BRONZE	WEIGHT EA.	NOTES
<b>4' High ATF Panel</b>	890992	890998	44.00	
42" Wide Straight Gate	895102	895108	25.00	
4' Wide Straight Gate	895112	895118	28.00	
5' Wide Straight Gate	895122	895128	34.00	
6' Wide Straight Gate	895132	895138	40.00	
7' Wide Straight Gate	895142	895148	44.00	
8' Wide Straight Gate	895152	895158	52.00	



## Majestic - 3 Rail Picket Bottom, 3" Air Gap

DESCRIPTION	PART NO. BLACK	PART NO. BRONZE	WEIGHT EA.	NOTES
<b>4' High ATF Panel</b>	891022	891028	50.00	
42" Wide Straight Gate	895282	895288	28.00	
4' Wide Straight Gate	895292	895298	31.00	
5' Wide Straight Gate	895302	895308	37.00	
6' Wide Straight Gate	895312	895318	45.00	
7' Wide Straight Gate	895322	895328	49.00	
8' Wide Straight Gate	895332	895338	58.00	
<b>5' High ATF Panel</b>	891032	891038	59.00	
42" Wide Straight Gate	895342	895348	33.00	
4' Wide Straight Gate	895352	895358	37.00	
5' Wide Straight Gate	895362	895368	44.00	
6' Wide Straight Gate	895372	895378	53.00	
7' Wide Straight Gate	895382	895388	58.00	
8' Wide Straight Gate	895392	895398	69.00	
<b>6' High ATF Panel</b>	891042	891048	67.00	
42" Wide Straight Gate	895402	895408	38.00	
4' Wide Straight Gate	895412	895418	43.00	
5' Wide Straight Gate	895422	895428	51.00	
6' Wide Straight Gate	895432	895438	61.00	
7' Wide Straight Gate	895442	895448	72.00	
8' Wide Straight Gate	895452	895458	79.00	

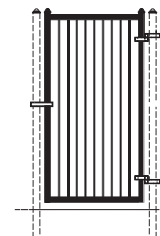
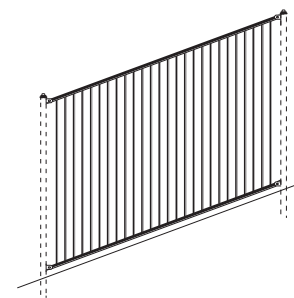


ATF Panels are 94" actual length • All gates listed are single swing and welded with 1-1/4" x 16 ga Gate Ends and Caps • Hinges sold separately

8' Length ATF Panels • 5/8" SQ x 18 ga Pickets • 15/16" W x 1-1/4" H x 14 ga Rails

## Majestic - 2 Rail Flush Bottom, 3" Air Gap

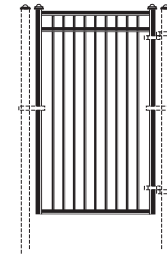
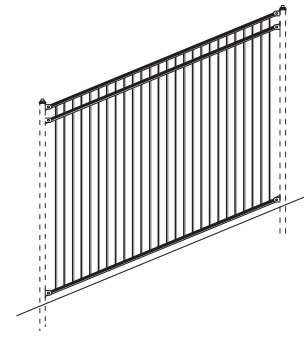
DESCRIPTION	PART NO. BLACK	PART NO. BRONZE	WEIGHT EA.	NOTES
<b>4' High ATF Panel</b>	890992	890998	44.00	
42" Wide Straight Gate	895102	895108	25.00	
4' Wide Straight Gate	895112	895118	28.00	
5' Wide Straight Gate	895122	895128	34.00	
6' Wide Straight Gate	895132	895138	40.00	
7' Wide Straight Gate	895142	895148	44.00	
8' Wide Straight Gate	895152	895158	52.00	



ATF Panels are 94" actual length • All gates listed are single swing and welded with 1-1/4" x 16 ga Gate Ends and Caps • Hinges sold separately

## Majestic - 3 Rail Flush Bottom, 3" Air Gap

DESCRIPTION	PART NO. BLACK	PART NO. BRONZE	WEIGHT EA.	NOTES
<b>4' High ATF Panel</b>	891052	891058	50.00	
42" Wide Straight Gate	895462	895468	28.00	
4' Wide Straight Gate	895472	895478	31.00	
5' Wide Straight Gate	895482	895488	37.00	
6' Wide Straight Gate	895492	895498	45.00	
7' Wide Straight Gate	895502	895508	49.00	
8' Wide Straight Gate	895512	895518	58.00	
<b>54" High ATF Panel</b>	908022	044500	55.00	
42" Wide Straight Gate	902462	902468	31.00	
4' Wide Straight Gate	902472	902478	34.00	
5' Wide Straight Gate	902482	902488	41.00	
6' Wide Straight Gate	902492	902498	51.00	
7' Wide Straight Gate	902502	902508	54.00	
8' Wide Straight Gate	902512	902518	64.00	
<b>5' High ATF Panel</b>	891062	891068	59.00	
42" Wide Straight Gate	895522	895528	33.00	
4' Wide Straight Gate	895532	895538	37.00	
5' Wide Straight Gate	895542	895548	44.00	
6' Wide Straight Gate	895552	895558	53.00	
7' Wide Straight Gate	895562	895568	69.00	
8' Wide Straight Gate	895572	895578	69.00	
<b>6' High ATF Panel</b>	891072	891078	67.00	
42" Wide Straight Gate	895582	895588	38.00	
4' Wide Straight Gate	895592	895598	43.00	
5' Wide Straight Gate	895602	895608	51.00	
6' Wide Straight Gate	895612	895618	61.00	
7' Wide Straight Gate	895622	895628	72.00	
8' Wide Straight Gate	895632	895638	79.00	




ATF Panels are 94" actual length • All gates listed are single swing and welded with 1-1/4" x 16 ga Gate Ends and Caps • Hinges sold separately

## 8' Length ATF Panels • 5/8" SQ x 18 ga Pickets • 15/16" W x 1-1/4" H x 14 ga Rails

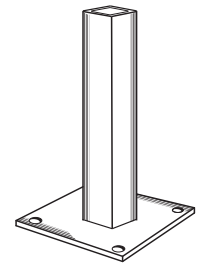
### 2" SQ Posts 16 gauge / Galvanized and Polyester Powder Coated • Post Caps included

DESCRIPTION	PART NO. BLACK	PART NO. BRONZE	WEIGHT EA.	NOTES
2" SQ x 57" Post	420192	420198	7.70	
2" SQ x 63" Post	420202	420208	8.30	
2" SQ x 69" Post	443382	443388	9.17	
2" SQ x 81" Post	443402	443408	10.83	
2" SQ x 93" Post	443412	443418	12.33	
2" SQ x 105" Post	443432	443438	14.00	



### 2" SQ Posts 16 gauge with 5" SQ Welded Plate / Galvanized and Polyester Powder Coated • Post Caps included


DESCRIPTION	PART NO. BLACK	PART NO. BRONZE	WEIGHT EA.	NOTES
Post Base 5" SQ with four 9/16" holes for anchoring (4 post-to-post screws included)	447982	447988	2.20	
2" SQ x 46" Post with Plate	903012	—	6.67	
2" SQ x 50" Post with Plate	962W00	—	7.96	
2" SQ x 56" Post with Plate	511X00	—	8.96	
2" SQ x 62" Post with Plate	841X00	—	9.92	
2" SQ x 74" Post with Plate	842X00	—	11.84	



**NOTE:** Fasteners for anchoring base plate not included

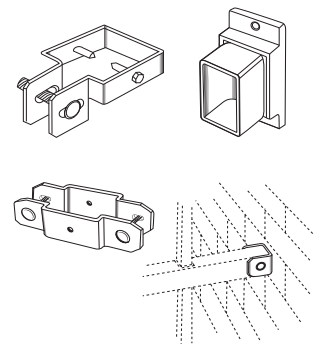
### 2" SQ Post Caps

DESCRIPTION	PART NO. BLACK	PART NO. BRONZE	WEIGHT EA.	NOTES
2" SQ Ball Post Cap	420332	420338	1.50	



### Hardware

DESCRIPTION	PART NO. BLACK	PART NO. BRONZE	WEIGHT EA.	NOTES
2" Line Bracket (2 per bag)	902362	902368	0.94	
2" Universal Boulevard Bracket (2 per bag)	420252	420258	0.54	
2" Swivel Angle Bracket (2 per bag)	421932	421938	0.45	
2" Flat Back Bracket (2 per bag)	903862	903868	0.32	

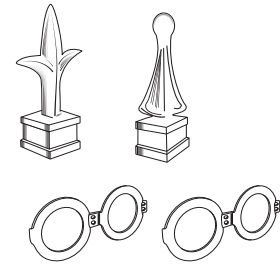


ATF Panels are 94" actual length • All gates listed are single swing and welded with 1-1/4" x 16 ga Gate Ends and Caps • Hinges sold separately

## 8' Length ATF Panels • 5/8" SQ x 18 ga Pickets • 15/16" W x 1-1/4" H x 14 ga Rails

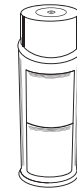
### Accessories

DESCRIPTION	PART NO. BLACK	PART NO. BRONZE	WEIGHT EA.	NOTES
5/8" High Triad	444392	444398	0.15	
5/8" High Quad Flair	444372	444378	0.04	
Corona Rings (need 11 per panel)	444292	444298	0.41	
4" Double Rings (need 11 per panel)	479102	479108	0.70	



### Touch Up


DESCRIPTION	PART NO. BLACK	PART NO. BRONZE	PART NO. GRAY	WEIGHT EA.	NOTES
Touch Up Paint	447992	447998	—	1.08	
Cold Galvanize Aerosol - dull gray color	—	—	012321	1.25	
Zinc Brite Aerosol - bright silver color	—	—	036412	1.00	



### Gate Ends / 1-1/4" SQ x .060" • Galvanized and Polyester Powder Coated • Caps included

DESCRIPTION	PART NO. BLACK	PART NO. BRONZE	WEIGHT EA.	NOTES
4' Gate End	902372	902378	4.00	
5' Gate End	451752	451758	5.00	
6' Gate End	896372	896378	6.00	

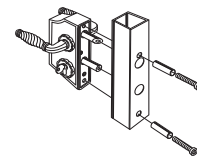
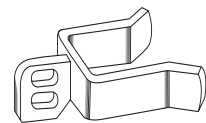
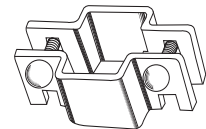
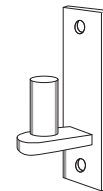
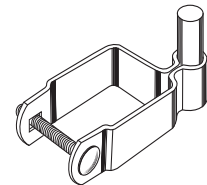
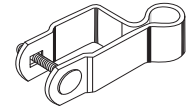
**NOTE:** Actual length is 2" less than size shown.



ATF Panels are 94" actual length • All gates listed are single swing and welded with 1-1/4" x 16 ga Gate Ends and Caps • Hinges sold separately

## Gate Hardware

DESCRIPTION	PART NO. BLACK	PART NO. BRONZE	WEIGHT EA.	NOTES
<b>Frame Hinge /</b> Fasteners included				
Frame Hinge for 1-1/4" Frame (2 per bag)	444132	444138	0.55	
<b>Post Hinges /</b> Fasteners included				
2" SQ Post Hinge with 5/8" Pin	444102	444108	1.40	
<b>Plate Pintle /</b> Without fasteners				
Plate Pintle - attach to walls or other flat surface	444152	444158	0.44	
<b>Latch Hanger /</b> Bolts included				
Fork Latch Hanger for 1-1/4" Frame	444172	444178	0.52	
<b>Latch Forks</b>				
Fork Latch for 1-1/4" Frame	598622	598628	0.34	
Fork Latch for 2" SQ Post	444212	444218	0.40	
<b>Security Latch /</b> Fasteners included				
Keyed for 1" to 1-1/4" Frame	451632	—	4.00	
<b>Drop Rod</b>				
5/8" x 48" Drop Rod	444162	444168	4.00	



ATF Panels are 94" actual length • All gates listed are single swing and welded with 1-1/4" x 16 ga Gate Ends and Caps • Hinges sold separately

## Welded Gate Hardware Kits / Galvanized and Polyester Powder Coated



DESCRIPTION	PART NO. BLACK	PART NO. BRONZE	WEIGHT EA.	NOTES
4' Welded Single Swing Gate Kit	420272	420278	14.00	
5' Welded Single Swing Gate Kit	420282	420288	16.00	
6' Welded Single Swing Gate Kit	420292	420298	18.00	

Single Swing Gate Kit includes 2 gate ends (1-1/4" SQ), 2 frame hinges, 2 post hinges, 1 latch fork, and 1 latch hanger

4' Welded Double Swing Gate Kit	420302	420308	32.00	
5' Welded Double Swing Gate Kit	420312	420318	36.00	
6' Welded Double Swing Gate Kit	420322	420328	40.00	

Double Swing Gate Kit includes 4 gate ends (1-1/4" SQ), 4 frame hinges, 4 post hinges, 1 latch fork, 1 latch hanger, and 1 drop rod 48"

## Bolt On Gate Hardware Kits / Galvanized and Polyester Powder Coated



DESCRIPTION	PART NO. BLACK	PART NO. BRONZE	WEIGHT EA.	NOTES
Single Swing Gate Hardware Kit	421902	421908	4.00	
Double Swing Gate Hardware Kit	421912	421918	13.00	

Single Swing Gate Hardware Kit includes 2 frame hinges, 2 post hinges, 1 latch fork, and 1 latch hanger

Double Swing Gate Hardware Kit includes 4 frame hinges, 4 post hinges, 1 latch fork, 1 latch hanger, and 1 drop rod 48"

ATF Panels are 94" actual length • All gates listed are single swing and welded with 1-1/4" x 16 ga Gate Ends and Caps • Hinges sold separately

### Single Swing Gates

OPENING	LEAF WIDTH	HINGE CLEARANCE	LATCH CLEARANCE	GATE POST SPACING
3.5'	36.5"	1.125"	.75"	38.375"
4'	45"	1.125"	.75"	46.875"
5'	62.5"	1.125"	.75"	64.375"
6'	71"	1.125"	.75"	72.875"
7'	79.75"	1.125"	.75"	81.625"
8'	96.5"	1.125"	.75"	98.375"

### Double Swing Gates

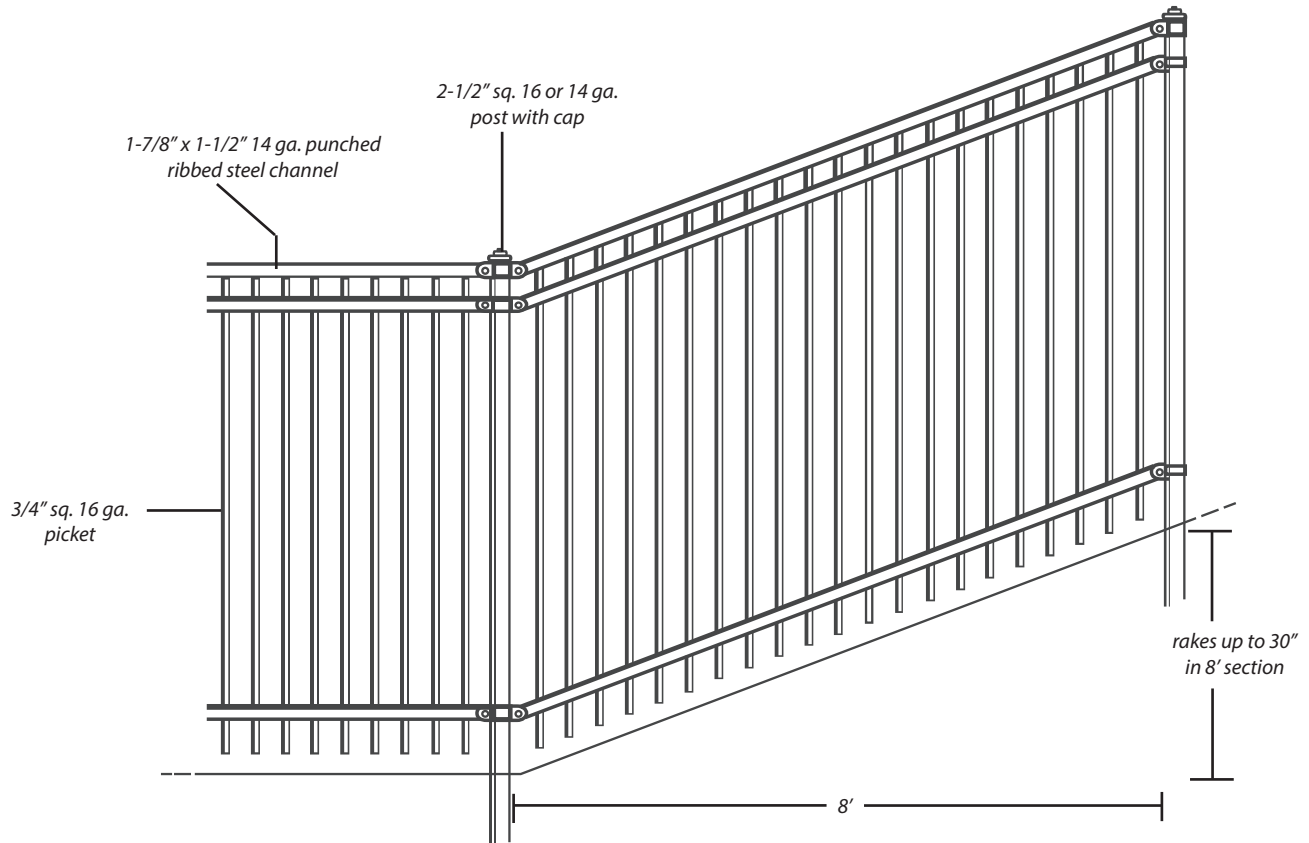
OPENING	LEAF WIDTH	HINGE CLEARANCE	LATCH CLEARANCE	GATE POST SPACING
7'	36.5"	.75"	.75"	75.25"
8'	45"	.75"	.75"	92.25"
10'	62.5"	.75"	.75"	127.25"
12'	71"	.75"	.75"	144.25"
14'	79.75"	.75"	.75"	161.75"
16'	96.5"	.75"	.75"	195.25"

**NOTE:** Gate Post Spacing is from inside post to inside post and can vary slightly with hinge and latch selection.

ATF Panels are 94" actual length • All gates listed are single swing and welded with 1-1/4" x 16 ga Gate Ends and Caps • Hinges sold separately

## NOTES

ATF Panels are 94" actual length • All gates listed are single swing and welded with 1-1/4" x 16 ga Gate Ends and Caps • Hinges sold separately



## The Preferred Choice for Residential and Light Commercial Steel Fencing

### Product Features

- Pro-Fusion welding process creates a virtually invisible structural connection at every picket to rail connection for unmatched strength and durability
- E-coat finishing process that is unparalleled in the industry that delivers maintenance-free ownership and superior corrosion protection in any climate
- Biasability of a minimum of 25% allows the fence to follow the contour of the landscape to enhance and secure the property
- Available in both 4" air gap traditional fencing and Pool, Pet and Play 3" air gap that is designed for added strength and security
- Wide selection of styles to complement any residential or commercial property
- Pre-assembled sections for quick and easy installation
- Gates are welded rail and picket for added strength and durability
- Full line of accessories available to customize the fence
- Over 30 year of demonstrated excellence and Made in USA
- 20 Year Limited Warranty

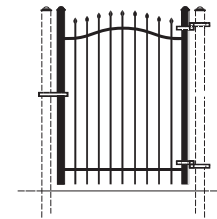
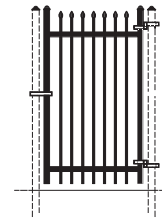
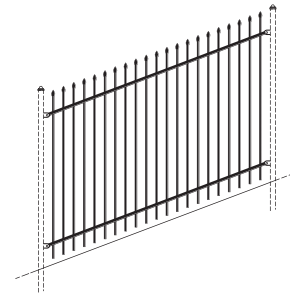
# Montage Plus® - 4"



8' Length ATF Panels • 3/4" SQ x 18 ga Pickets • 1-7/16" W x 1.5" H x 14 ga Rails

## Classic - 2 Rail Picket Bottom, 4" Air Gap

DESCRIPTION	PART NO. BLACK	PART NO. BRONZE	WEIGHT EA.	NOTES
<b>4' High ATF Panel</b>	896392	896398	56.00	
42" Wide Straight Gate	897272	897278	37.00	
4' Wide Straight Gate	897282	897288	40.00	
5' Wide Straight Gate	897292	897298	49.00	
6' Wide Straight Gate	897302	897308	57.00	
7' Wide Straight Gate	897312	897318	63.00	
8' Wide Straight Gate	897322	897328	73.00	
42" Wide Arch Gate	1459BK	1459BZ	40.00	
4' Wide Arch Gate	1460BK	1460BZ	43.00	
5' Wide Arch Gate	1461BK	1461BZ	53.00	
6' Wide Arch Gate	1462BK	1462BZ	62.00	
<b>5' High ATF Panel</b>	896402	896408	66.00	
42" Wide Straight Gate	897332	897338	46.00	
4' Wide Straight Gate	897342	897348	49.00	
5' Wide Straight Gate	897352	897358	59.00	
6' Wide Straight Gate	897362	897368	69.00	
7' Wide Straight Gate	897372	897378	75.00	
8' Wide Straight Gate	897382	897388	88.00	
42" Wide Arch Gate	1463BK	1463BZ	50.00	
4' Wide Arch Gate	1464BK	1464BZ	53.00	
5' Wide Arch Gate	1511BK	1511BZ	53.00	
6' Wide Arch Gate	1465BK	1465BZ	75.00	
<b>6' High ATF Panel</b>	896412	896418	76.00	
42" Wide Straight Gate	897392	897398	54.00	
4' Wide Straight Gate	897402	897408	58.00	
5' Wide Straight Gate	897412	897418	69.00	
6' Wide Straight Gate	897422	897428	80.00	
7' Wide Straight Gate	897432	897438	88.00	
8' Wide Straight Gate	897442	897448	104.00	
42" Wide Arch Gate	1466BK	1466BZ	58.00	
4' Wide Arch Gate	1467BK	1467BZ	63.00	
5' Wide Arch Gate	1468BK	1468BZ	75.00	
6' Wide Arch Gate	1469BK	1469BZ	86.00	

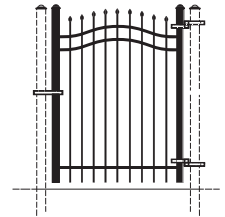
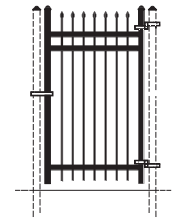
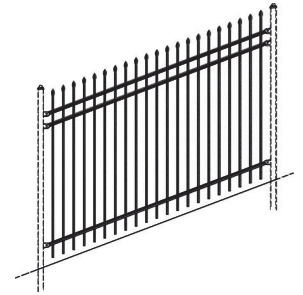


ATF Panels are 92" actual length • All gates listed are single swing and welded with 1-3/4" x 14 ga Gate Ends and Caps • Hinges sold separately

**OS-66**

## Classic - 3 Rail Picket Bottom, 4" Air Gap

DESCRIPTION	PART NO. BLACK	PART NO. BRONZE	WEIGHT EA.	NOTES
<b>4' High ATF Panel</b>	896452	896458	64.00	
42" Wide Straight Gate	897632	897638	41.00	
4' Wide Straight Gate	897642	897648	44.00	
5' Wide Straight Gate	897652	897658	54.00	
6' Wide Straight Gate	897662	897668	63.00	
7' Wide Straight Gate	897672	897678	70.00	
8' Wide Straight Gate	892452	897688	82.00	
42" Wide Arch Gate	292C00	292C01	41.00	
4' Wide Arch Gate	687H00	011291	48.00	
5' Wide Arch Gate	1481BK	1481BZ	58.00	
6' Wide Arch Gate	906F00	011292	68.00	
<b>5' High ATF Panel</b>	896462	896468	66.00	
42" Wide Straight Gate	897692	897698	49.00	
4' Wide Straight Gate	897702	897708	53.00	
5' Wide Straight Gate	897712	897718	64.00	
6' Wide Straight Gate	897722	897728	74.00	
7' Wide Straight Gate	897732	897738	82.00	
8' Wide Straight Gate	897742	897748	97.00	
42" Wide Arch Gate	1482BK	1482BZ	53.00	
4' Wide Arch Gate	1483BK	1483BZ	57.00	
5' Wide Arch Gate	1484BK	1484BZ	69.00	
6' Wide Arch Gate	1485BK	1485BZ	80.00	
<b>6' High ATF Panel</b>	896472	896478	78.00	
42" Wide Straight Gate	897752	897758	57.00	
4' Wide Straight Gate	897762	897768	62.00	
5' Wide Straight Gate	897772	897778	74.00	
6' Wide Straight Gate	897782	897788	87.00	
7' Wide Straight Gate	897792	897798	95.00	
8' Wide Straight Gate	897802	897808	112.00	
42" Wide Arch Gate	1486BK	1486BZ	62.00	
4' Wide Arch Gate	139H00	011293	67.00	
5' Wide Arch Gate	719Q00	011294	80.00	
6' Wide Arch Gate	269G00	011295	94.00	



ATF Panels are 92" actual length • All gates listed are single swing and welded with 1-3/4" x 14 ga Gate Ends and Caps • Hinges sold separately

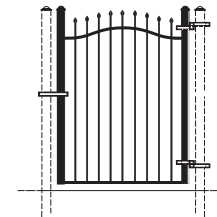
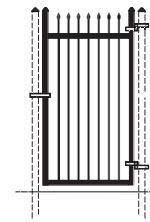
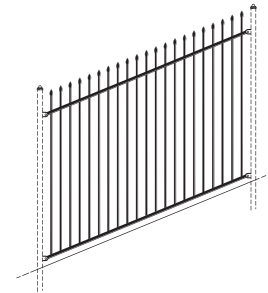
# Montage Plus® - 4"



8' Length ATF Panels • 3/4" SQ x 18 ga Pickets • 1-7/16" W x 1.5" H x 14 ga Rails

## Classic - 2 Rail Flush Bottom, 4" Air Gap

DESCRIPTION	PART NO. BLACK	PART NO. BRONZE	WEIGHT EA.	NOTES
<b>4' High ATF Panel</b>	896422	896428	56.00	
42" Wide Straight Gate	897452	897458	37.00	
4' Wide Straight Gate	897462	897468	40.00	
5' Wide Straight Gate	897472	897478	49.00	
6' Wide Straight Gate	897482	897488	57.00	
7' Wide Straight Gate	897492	897498	63.00	
8' Wide Straight Gate	897502	897508	73.00	
42" Wide Arch Gate	1500BK	1500BZ	43.00	
4' Wide Arch Gate	1470BK	1470BZ	43.00	
5' Wide Arch Gate	1471BK	1471BZ	53.00	
6' Wide Arch Gate	1472BK	1472BZ	62.00	
<b>5' High ATF Panel</b>	896432	896438	66.00	
42" Wide Straight Gate	897512	897518	46.00	
4' Wide Straight Gate	897522	897528	49.00	
5' Wide Straight Gate	897532	897538	59.00	
6' Wide Straight Gate	897542	897548	69.00	
7' Wide Straight Gate	897552	897558	75.00	
8' Wide Straight Gate	897562	897568	88.00	
42" Wide Arch Gate	1473BK	1473BZ	50.00	
4' Wide Arch Gate	1474BK	1474BZ	53.00	
5' Wide Arch Gate	1475BK	1475BZ	64.00	
6' Wide Arch Gate	1476BK	1476BZ	75.00	
<b>6' High ATF Panel</b>	896442	896448	76.00	
42" Wide Straight Gate	897572	897578	54.00	
4' Wide Straight Gate	897582	897588	58.00	
5' Wide Straight Gate	897592	897598	69.00	
6' Wide Straight Gate	897602	897608	80.00	
7' Wide Straight Gate	897612	897618	88.00	
8' Wide Straight Gate	897622	897628	104.00	
42" Wide Arch Gate	1477BK	1477BZ	58.00	
4' Wide Arch Gate	1478BK	1478BZ	63.00	
5' Wide Arch Gate	1479BK	1479BZ	75.00	
6' Wide Arch Gate	1480BK	1480BZ	86.00	

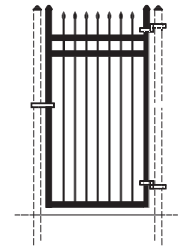
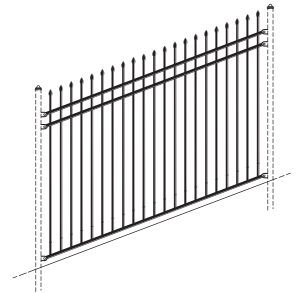


ATF Panels are 92" actual length • All gates listed are single swing and welded with 1-3/4" x 14 ga Gate Ends and Caps • Hinges sold separately

**OS-68**

## Classic - 3 Rail Flush Bottom, 4" Air Gap

DESCRIPTION	PART NO. BLACK	PART NO. BRONZE	WEIGHT EA.	NOTES
<b>4' High ATF Panel</b>	896482	896488	56.00	
42" Wide Straight Gate	897812	897818	41.00	
4' Wide Straight Gate	897822	897828	44.00	
5' Wide Straight Gate	897832	897838	54.00	
6' Wide Straight Gate	897842	897848	63.00	
7' Wide Straight Gate	897852	897858	70.00	
8' Wide Straight Gate	897862	897868	82.00	
<b>5' High ATF Panel</b>	896492	896498	74.00	
42" Wide Straight Gate	897872	897878	49.00	
4' Wide Straight Gate	897882	897888	53.00	
5' Wide Straight Gate	897892	897898	64.00	
6' Wide Straight Gate	897902	897908	74.00	
7' Wide Straight Gate	897912	897918	82.00	
8' Wide Straight Gate	897922	897928	97.00	
<b>6' High ATF Panel</b>	896502	896508	84.00	
42" Wide Straight Gate	897932	897938	57.00	
4' Wide Straight Gate	897942	897948	62.00	
5' Wide Straight Gate	897952	897958	74.00	
6' Wide Straight Gate	897962	897968	87.00	
7' Wide Straight Gate	897972	897978	95.00	
8' Wide Straight Gate	897982	897988	112.00	



ATF Panels are 92" actual length • All gates listed are single swing and welded with 1-3/4" x 14 ga Gate Ends and Caps • Hinges sold separately

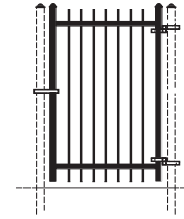
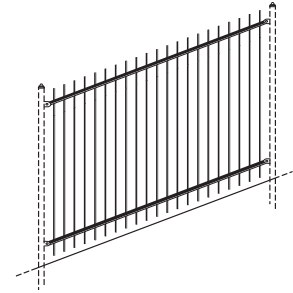
# Montage Plus® - 4"



8' Length ATF Panels • 3/4" SQ x 18 ga Pickets • 1-7/16" W x 1.5" H x 14 ga Rails

## Genesis - 2 Rail Picket Bottom, 4" Air Gap

DESCRIPTION	PART NO. BLACK	PART NO. BRONZE	WEIGHT EA.	NOTES
<b>4' High ATF Panel</b>	896632	896638	56.00	
42" Wide Straight Gate	898712	898718	37.00	
4' Wide Straight Gate	898722	898728	40.00	
5' Wide Straight Gate	898732	898738	49.00	
6' Wide Straight Gate	898742	898748	57.00	
7' Wide Straight Gate	898752	898758	63.00	
8' Wide Straight Gate	898762	898768	73.00	
<b>5' High ATF Panel</b>	896642	896648	66.00	
42" Wide Straight Gate	898772	898778	46.00	
4' Wide Straight Gate	898782	898788	49.00	
5' Wide Straight Gate	898792	898798	59.00	
6' Wide Straight Gate	898802	898808	69.00	
7' Wide Straight Gate	898812	898818	75.00	
8' Wide Straight Gate	898822	898828	88.00	
<b>6' High ATF Panel</b>	896652	896658	76.00	
42" Wide Straight Gate	898832	898838	54.00	
4' Wide Straight Gate	898842	898848	58.00	
5' Wide Straight Gate	898852	898858	69.00	
6' Wide Straight Gate	898862	898868	80.00	
7' Wide Straight Gate	898872	898878	88.00	
8' Wide Straight Gate	898882	898888	104.00	

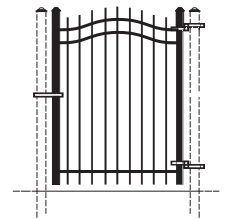
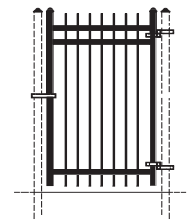
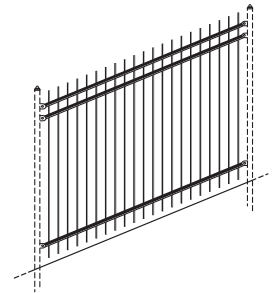


ATF Panels are 92" actual length • All gates listed are single swing and welded with 1-3/4" x 14 ga Gate Ends and Caps • Hinges sold separately

**OS-70**

## Genesis - 3 Rail Picket Bottom, 4" Air Gap

DESCRIPTION	PART NO. BLACK	PART NO. BRONZE	WEIGHT EA.	NOTES
<b>4' High ATF Panel</b>	896692	896698	64.00	
42" Wide Straight Gate	899072	899078	41.00	
4' Wide Straight Gate	899082	899088	44.00	
5' Wide Straight Gate	899092	899098	54.00	
6' Wide Straight Gate	899102	899108	63.00	
7' Wide Straight Gate	899112	899118	70.00	
8' Wide Straight Gate	899122	899128	82.00	
42" Wide Arch Gate	1501BK	1501BZ	44.00	
4' Wide Arch Gate	501V00	011279	57.00	
5' Wide Arch Gate	1502BK	1502BZ	58.00	
6' Wide Arch Gate	1503BK	1503BZ	68.00	
<b>5' High ATF Panel</b>	896702	896708	66.00	
42" Wide Straight Gate	899132	899138	49.00	
4' Wide Straight Gate	899142	899148	53.00	
5' Wide Straight Gate	899152	899158	64.00	
6' Wide Straight Gate	899162	899168	74.00	
7' Wide Straight Gate	899172	899178	82.00	
8' Wide Straight Gate	899182	899188	97.00	
42" Wide Arch Gate	820P00	011296	57.00	
4' Wide Arch Gate	1505BK	1505BZ	57.00	
5' Wide Arch Gate	1506BK	1506BZ	69.00	
6' Wide Arch Gate	1507BK	1507BZ	80.00	
<b>6' High ATF Panel</b>	896712	896718	84.00	
42" Wide Straight Gate	899192	899198	57.00	
4' Wide Straight Gate	899202	899208	62.00	
5' Wide Straight Gate	899212	899218	74.00	
6' Wide Straight Gate	899222	899228	87.00	
7' Wide Straight Gate	899232	899238	95.00	
8' Wide Straight Gate	899242	899248	112.00	
42" Wide Arch Gate	1508BK	1508BZ	62.00	
4' Wide Arch Gate	548O00	011280	62.00	
5' Wide Arch Gate	1509BK	1509BZ	80.00	
6' Wide Arch Gate	1510BK	1510BZ	94.00	



ATF Panels are 92" actual length • All gates listed are single swing and welded with 1-3/4" x 14 ga Gate Ends and Caps • Hinges sold separately

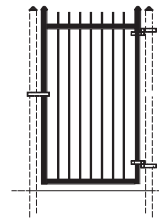
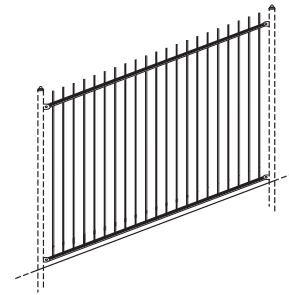
# Montage Plus® - 4"



8' Length ATF Panels • 3/4" SQ x 18 ga Pickets • 1-7/16" W x 1.5" H x 14 ga Rails

## Genesis - 2 Rail Flush Bottom, 4" Air Gap

DESCRIPTION	PART NO. BLACK	PART NO. BRONZE	WEIGHT EA.	NOTES
<b>4' High ATF Panel</b>	896662	896668	56.00	
42" Wide Straight Gate	898892	898898	37.00	
4' Wide Straight Gate	898902	898908	40.00	
5' Wide Straight Gate	898912	898918	40.00	
6' Wide Straight Gate	898922	898928	57.00	
7' Wide Straight Gate	898932	898938	63.00	
8' Wide Straight Gate	898942	898948	73.00	
<b>5' High ATF Panel</b>	896672	896678	66.00	
42" Wide Straight Gate	898952	898958	46.00	
4' Wide Straight Gate	898962	898968	49.00	
5' Wide Straight Gate	898972	898978	59.00	
6' Wide Straight Gate	898982	898988	69.00	
7' Wide Straight Gate	898992	898998	75.00	
8' Wide Straight Gate	899002	899008	88.00	
<b>6' High ATF Panel</b>	896682	896688	76.00	
42" Wide Straight Gate	899012	899018	54.00	
4' Wide Straight Gate	899022	899028	58.00	
5' Wide Straight Gate	899032	899038	69.00	
6' Wide Straight Gate	899042	899048	80.00	
7' Wide Straight Gate	899052	899058	88.00	
8' Wide Straight Gate	899062	899068	104.00	

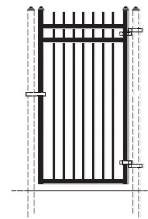
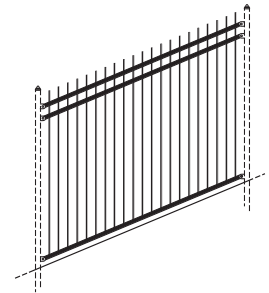


ATF Panels are 92" actual length • All gates listed are single swing and welded with 1-3/4" x 14 ga Gate Ends and Caps • Hinges sold separately

**OS-72**

## Genesis - 3 Rail Flush Bottom, 4" Air Gap

DESCRIPTION	PART NO. BLACK	PART NO. BRONZE	WEIGHT EA.	NOTES
<b>4' High ATF Panel</b>	896722	896728	56.00	
42" Wide Straight Gate	899252	899258	41.00	
4' Wide Straight Gate	899262	899268	44.00	
5' Wide Straight Gate	899272	899278	54.00	
6' Wide Straight Gate	899282	899288	63.00	
7' Wide Straight Gate	899292	899298	70.00	
8' Wide Straight Gate	899302	899308	82.00	
<b>5' High ATF Panel</b>	896732	896738	74.00	
42" Wide Straight Gate	899312	899318	49.00	
4' Wide Straight Gate	899322	899328	53.00	
5' Wide Straight Gate	899332	899338	64.00	
6' Wide Straight Gate	899342	899348	74.00	
7' Wide Straight Gate	899352	899358	82.00	
8' Wide Straight Gate	899362	899368	97.00	
<b>6' High ATF Panel</b>	896742	896748	84.00	
42" Wide Straight Gate	899372	899378	57.00	
4' Wide Straight Gate	899382	899388	62.00	
5' Wide Straight Gate	899392	899398	74.00	
6' Wide Straight Gate	899402	899408	87.00	
7' Wide Straight Gate	899412	899418	95.00	
8' Wide Straight Gate	899422	899428	112.00	



ATF Panels are 92" actual length • All gates listed are single swing and welded with 1-3/4" x 14 ga Gate Ends and Caps • Hinges sold separately

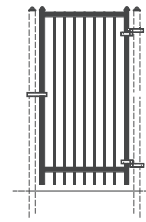
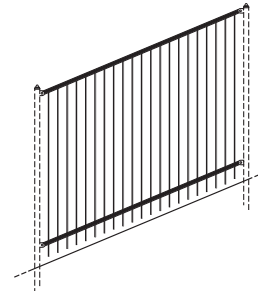
# Montage Plus® - 4"



8' Length ATF Panels • 3/4" SQ x 18 ga Pickets • 1-7/16" W x 1.5" H x 14 ga Rails

## Majestic - 2 Rail Picket Bottom, 4" Air Gap

DESCRIPTION	PART NO. BLACK	PART NO. BRONZE	WEIGHT EA.	NOTES
<b>4' High ATF Panel</b>	896872	896878	56.00	
42" Wide Straight Gate	900152	900158	37.00	
4' Wide Straight Gate	900162	900168	40.00	
5' Wide Straight Gate	900172	900178	49.00	
6' Wide Straight Gate	900182	900188	57.00	
7' Wide Straight Gate	900192	900198	63.00	
8' Wide Straight Gate	900202	900208	73.00	
<b>5' High ATF Panel</b>	896882	896888	66.00	
42" Wide Straight Gate	900212	900218	46.00	
4' Wide Straight Gate	900222	900228	49.00	
5' Wide Straight Gate	900232	900238	59.00	
6' Wide Straight Gate	900242	900248	69.00	
7' Wide Straight Gate	900252	900258	75.00	
8' Wide Straight Gate	900262	900268	88.00	
<b>6' High ATF Panel</b>	896892	896898	76.00	
42" Wide Straight Gate	900272	900278	54.00	
4' Wide Straight Gate	900282	900288	58.00	
5' Wide Straight Gate	900292	900298	69.00	
6' Wide Straight Gate	900302	900308	80.00	
7' Wide Straight Gate	900312	900318	88.00	
8' Wide Straight Gate	900322	900328	104.00	

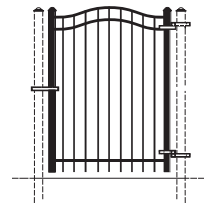
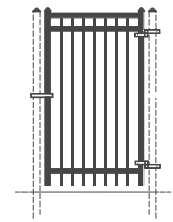
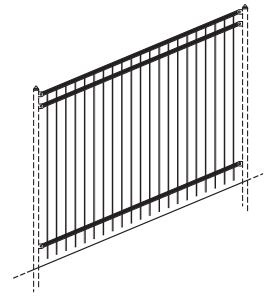


ATF Panels are 92" actual length • All gates listed are single swing and welded with 1-3/4" x 14 ga Gate Ends and Caps • Hinges sold separately

**OS-74**

## Majestic - 3 Rail Picket Bottom, 4" Air Gap

DESCRIPTION	PART NO. BLACK	PART NO. BRONZE	WEIGHT EA.	NOTES
<b>4' High ATF Panel</b>	896932	896938	64.00	
42" Wide Straight Gate	900512	900518	41.00	
4' Wide Straight Gate	900522	900528	44.00	
5' Wide Straight Gate	900532	900538	54.00	
6' Wide Straight Gate	900542	900548	63.00	
7' Wide Straight Gate	900552	900558	70.00	
8' Wide Straight Gate	900562	900568	82.00	
42" Wide Arch Gate	726F00	011327	41.00	
4' Wide Arch Gate	000M31	923G00	48.00	
5' Wide Arch Gate	1487BK	1487BZ	58.00	
6' Wide Arch Gate	1488BK	1488BZ	68.00	
<b>5' High ATF Panel</b>	896942	896948	66.00	
42" Wide Straight Gate	900572	900578	49.00	
4' Wide Straight Gate	900582	900588	53.00	
5' Wide Straight Gate	900592	900598	64.00	
6' Wide Straight Gate	900602	900608	74.00	
7' Wide Straight Gate	900612	900618	82.00	
8' Wide Straight Gate	900622	900628	97.00	
42" Wide Arch Gate	1489BK	1489BZ	53.00	
4' Wide Arch Gate	852H00	011328	57.00	
5' Wide Arch Gate	1490BK	1490BZ	69.00	
6' Wide Arch Gate	1491BK	1491BZ	80.00	
<b>6' High ATF Panel</b>	896952	896958	84.00	
42" Wide Straight Gate	900632	900638	57.00	
4' Wide Straight Gate	900642	900648	62.00	
5' Wide Straight Gate	900652	900658	74.00	
6' Wide Straight Gate	900662	900668	87.00	
7' Wide Straight Gate	900672	900678	95.00	
8' Wide Straight Gate	900682	900688	112.00	
42" Wide Arch Gate	986F00	011329	62.00	
4' Wide Arch Gate	364K00	011331	67.00	
5' Wide Arch Gate	412W00	011332	80.00	
6' Wide Arch Gate	1492BK	1492BZ	94.00	



ATF Panels are 92" actual length • All gates listed are single swing and welded with 1-3/4" x 14 ga Gate Ends and Caps • Hinges sold separately

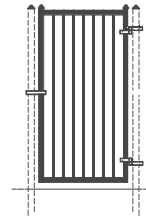
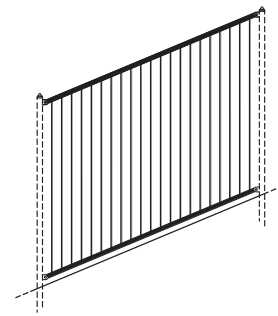
# Montage Plus® - 4"



8' Length ATF Panels • 3/4" SQ x 18 ga Pickets • 1-7/16" W x 1.5" H x 14 ga Rails

## Majestic - 2 Rail Flush Bottom, 4" Air Gap

DESCRIPTION	PART NO. BLACK	PART NO. BRONZE	WEIGHT EA.	NOTES
<b>4' High ATF Panel</b>	896902	896908	56.00	
42" Wide Straight Gate	900332	900338	37.00	
4' Wide Straight Gate	900342	900348	40.00	
5' Wide Straight Gate	900352	900358	49.00	
6' Wide Straight Gate	900362	900368	57.00	
7' Wide Straight Gate	900372	900378	63.00	
8' Wide Straight Gate	900382	900388	73.00	
<b>5' High ATF Panel</b>	896912	896918	66.00	
42" Wide Straight Gate	900392	900398	46.00	
4' Wide Straight Gate	900402	900408	49.00	
5' Wide Straight Gate	900412	900418	59.00	
6' Wide Straight Gate	900422	900428	69.00	
7' Wide Straight Gate	900432	900438	75.00	
8' Wide Straight Gate	900442	900448	88.00	
<b>6' High ATF Panel</b>	896922	896928	76.00	
42" Wide Straight Gate	900452	900458	54.00	
4' Wide Straight Gate	900462	900468	58.00	
5' Wide Straight Gate	900472	900478	69.00	
6' Wide Straight Gate	900482	900488	80.00	
7' Wide Straight Gate	900492	900498	88.00	
8' Wide Straight Gate	900502	900508	104.00	

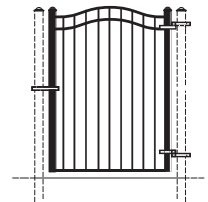
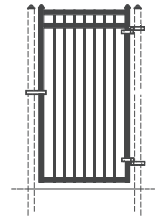
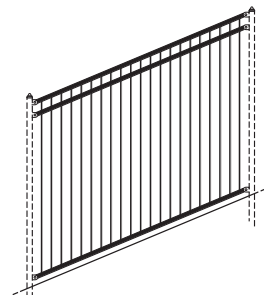


ATF Panels are 92" actual length • All gates listed are single swing and welded with 1-3/4" x 14 ga Gate Ends and Caps • Hinges sold separately

**OS-76**

## Majestic - 3 Rail Flush Bottom, 4" Air Gap

DESCRIPTION	PART NO. BLACK	PART NO. BRONZE	WEIGHT EA.	NOTES
<b>4' High ATF Panel</b>	896962	896968	56.00	
42" Wide Straight Gate	900692	900698	41.00	
4' Wide Straight Gate	900702	900708	44.00	
5' Wide Straight Gate	900712	900718	54.00	
6' Wide Straight Gate	900722	900728	63.00	
7' Wide Straight Gate	900732	900738	70.00	
8' Wide Straight Gate	900742	900748	82.00	
42" Wide Arch Gate	128K00	1504BZ	28.00	
4' Wide Arch Gate	988F00	011297	48.00	
5' Wide Arch Gate	1493BK	1493BZ	58.00	
6' Wide Arch Gate	453P00	011298	66.00	
<b>54" High ATF Panel</b>	902542	—	69.00	
42" Wide Straight Gate	856K00	—	45.00	
4' Wide Straight Gate	902552	—	55.00	
5' Wide Straight Gate	902822	—	62.00	
<b>5' High ATF Panel</b>	896972	896978	74.00	
42" Wide Straight Gate	900752	900758	49.00	
4' Wide Straight Gate	900762	900768	53.00	
5' Wide Straight Gate	900772	900778	64.00	
6' Wide Straight Gate	900782	900788	74.00	
7' Wide Straight Gate	900792	900798	82.00	
8' Wide Straight Gate	900802	900808	97.00	
42" Wide Arch Gate	1494BK	1494BZ	53.00	
4' Wide Arch Gate	1495BK	1495BZ	57.00	
5' Wide Arch Gate	1496BK	1496BZ	69.00	
6' Wide Arch Gate	1497BK	1497BZ	80.00	
<b>6' High ATF Panel</b>	896982	896988	84.00	
42" Wide Straight Gate	900812	900818	57.00	
4' Wide Straight Gate	900822	900828	62.00	
5' Wide Straight Gate	900832	900838	74.00	
6' Wide Straight Gate	900842	900848	87.00	
7' Wide Straight Gate	900852	900858	95.00	
8' Wide Straight Gate	900862	900868	112.00	
42" Wide Arch Gate	930K00	011299	62.00	
4' Wide Arch Gate	987F00	011314	67.00	
5' Wide Arch Gate	1498BK	1498BZ	80.00	
6' Wide Arch Gate	1499BK	1499BZ	94.00	



ATF Panels are 92" actual length • All gates listed are single swing and welded with 1-3/4" x 14 ga Gate Ends and Caps • Hinges sold separately

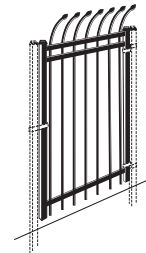

# Montage Commercial® - 4"



8' Length ATF Panels • 3/4" SQ x 18 ga Pickets • 1-7/16" W x 1.5" H x 14 ga Rails

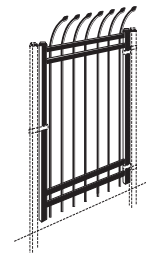

## Invincible - 3 Rail Picket Bottom, 4" Air Gap

DESCRIPTION	PART NO. BLACK	PART NO. BRONZE	WEIGHT EA.	NOTES
<b>7' High ATF Panel</b>	904222	904228	118.00	
42" Wide Straight Gate	905102	905108	68.00	
4' Wide Straight Gate	905122	905128	80.00	
5' Wide Straight Gate	905142	905148	92.00	
6' Wide Straight Gate	905162	905168	108.00	
7' Wide Straight Gate	905182	905188	123.00	
8' Wide Straight Gate	905202	905208	139.00	
<b>8' High ATF Panel</b>	904362	904368	131.00	
42" Wide Straight Gate	905942	905948	76.00	
4' Wide Straight Gate	905962	905968	90.00	
5' Wide Straight Gate	905982	905988	103.00	
6' Wide Straight Gate	906002	906008	121.00	
7' Wide Straight Gate	906022	906028	137.00	
8' Wide Straight Gate	906042	906048	155.00	



## Invincible - 4 Rail Picket Bottom, 4" Air Gap

DESCRIPTION	PART NO. BLACK	PART NO. BRONZE	WEIGHT EA.	NOTES
<b>7' High ATF Panel</b>	904232	904238	127.00	
42" Wide Straight Gate	905112	905118	71.00	
4' Wide Straight Gate	905132	905138	84.00	
5' Wide Straight Gate	905152	905158	97.00	
6' Wide Straight Gate	905172	905178	114.00	
7' Wide Straight Gate	905192	905198	131.00	
8' Wide Straight Gate	905212	905218	148.00	
<b>8' High ATF Panel</b>	904372	904378	140.00	
42" Wide Straight Gate	905952	905958	80.00	
4' Wide Straight Gate	905972	905978	94.00	
5' Wide Straight Gate	905992	905998	108.00	
6' Wide Straight Gate	906012	906018	127.00	
7' Wide Straight Gate	906032	906038	147.00	
8' Wide Straight Gate	906052	906058	164.00	

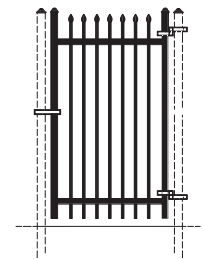
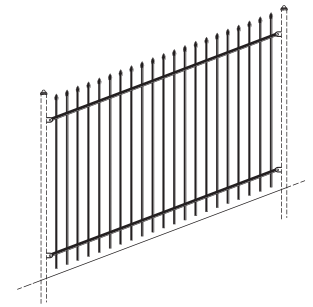


ATF Panels are 92" actual length • All gates listed are single swing and welded with 1-3/4" x 14 ga Gate Ends and Caps • Hinges sold separately

**OS-78**

## Classic - 2 Rail Picket Bottom, 3" Air Gap

DESCRIPTION	PART NO. BLACK	PART NO. BRONZE	WEIGHT EA.	NOTES
<b>4' High ATF Panel</b>	896512	896518	66.00	
42" Wide Straight Gate	897992	897998	39.00	
4' Wide Straight Gate	898002	898008	42.00	
5' Wide Straight Gate	898012	898018	53.00	
6' Wide Straight Gate	898022	898028	61.00	
7' Wide Straight Gate	898032	898038	69.00	
8' Wide Straight Gate	898042	898048	80.00	
<b>5' High ATF Panel</b>	896522	896528	79.00	
42" Wide Straight Gate	898052	898058	48.00	
4' Wide Straight Gate	898062	898068	51.00	
5' Wide Straight Gate	898072	898078	64.00	
6' Wide Straight Gate	898082	898088	74.00	
7' Wide Straight Gate	898092	898098	83.00	
8' Wide Straight Gate	898102	898108	97.00	
<b>6' High ATF Panel</b>	896532	896538	92.00	
42" Wide Straight Gate	898112	898118	56.00	
4' Wide Straight Gate	898122	898128	60.00	
5' Wide Straight Gate	898132	898138	75.00	
6' Wide Straight Gate	898142	898148	87.00	
7' Wide Straight Gate	898152	898158	97.00	
8' Wide Straight Gate	898162	898168	113.00	



ATF Panels are 92" actual length • All gates listed are single swing and welded with 1-3/4" x 14 ga Gate Ends and Caps • Hinges sold separately

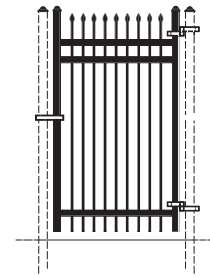
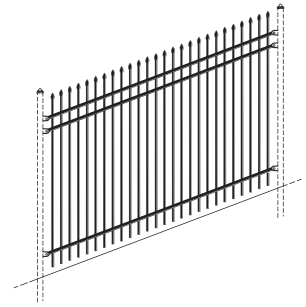
# Montage Plus® - 3"



8' Length ATF Panels • 3/4" SQ x 18 ga Pickets • 1-7/16" W x 1.5" H x 14 ga Rails

## Classic - 3 Rail Picket Bottom, 3" Air Gap

DESCRIPTION	PART NO. BLACK	PART NO. BRONZE	WEIGHT EA.	NOTES
<b>4' High ATF Panel</b>	896572	896578	74.00	
42" Wide Straight Gate	898352	898358	43.00	
4' Wide Straight Gate	898362	898368	48.00	
5' Wide Straight Gate	898372	898378	58.00	
6' Wide Straight Gate	898382	898388	67.00	
7' Wide Straight Gate	898392	898398	76.00	
8' Wide Straight Gate	898402	898408	88.00	
<b>5' High ATF Panel</b>	896582	896588	87.00	
42" Wide Straight Gate	898412	898418	51.00	
4' Wide Straight Gate	898422	898428	55.00	
5' Wide Straight Gate	898432	898438	69.00	
6' Wide Straight Gate	898442	898448	80.00	
7' Wide Straight Gate	898452	898458	90.00	
8' Wide Straight Gate	898462	898468	105.00	
<b>6' High ATF Panel</b>	896592	896598	100.00	
42" Wide Straight Gate	898472	898478	60.00	
4' Wide Straight Gate	898482	898488	64.00	
5' Wide Straight Gate	898492	898498	80.00	
6' Wide Straight Gate	898502	898508	93.00	
7' Wide Straight Gate	898512	898518	104.00	
8' Wide Straight Gate	898522	898528	118.00	

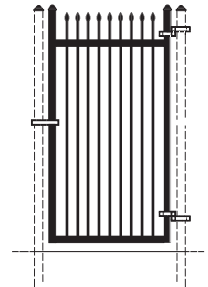
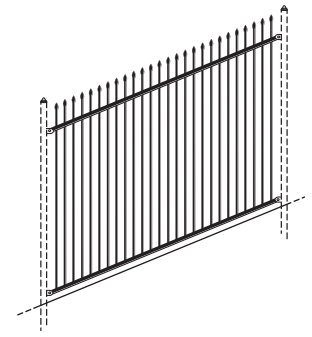


ATF Panels are 92" actual length • All gates listed are single swing and welded with 1-3/4" x 14 ga Gate Ends and Caps • Hinges sold separately

**OS-80**

## Classic - 2 Rail Flush Bottom, 3" Air Gap

DESCRIPTION	PART NO. BLACK	PART NO. BRONZE	WEIGHT EA.	NOTES
<b>4' High ATF Panel</b>	896542	896548	66.00	
42" Wide Straight Gate	898172	898178	39.00	
4' Wide Straight Gate	898182	898188	39.00	
5' Wide Straight Gate	898192	898198	53.00	
6' Wide Straight Gate	898202	898208	61.00	
7' Wide Straight Gate	898212	898218	69.00	
8' Wide Straight Gate	898222	898228	80.00	
<b>5' High ATF Panel</b>	896552	896558	79.00	
42" Wide Straight Gate	898232	898238	48.00	
4' Wide Straight Gate	898242	898248	51.00	
5' Wide Straight Gate	898252	898258	64.00	
6' Wide Straight Gate	898262	898268	74.00	
7' Wide Straight Gate	898272	898278	83.00	
8' Wide Straight Gate	898282	898288	97.00	
<b>6' High ATF Panel</b>	896562	896568	92.00	
42" Wide Straight Gate	898292	898298	56.00	
4' Wide Straight Gate	898302	898308	60.00	
5' Wide Straight Gate	898312	898318	75.00	
6' Wide Straight Gate	898322	898328	87.00	
7' Wide Straight Gate	898332	898338	97.00	
8' Wide Straight Gate	898342	898348	113.00	



ATF Panels are 92" actual length • All gates listed are single swing and welded with 1-3/4" x 14 ga Gate Ends and Caps • Hinges sold separately

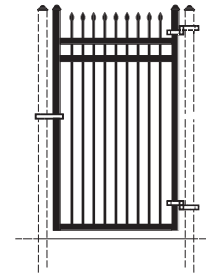
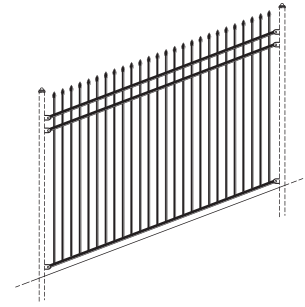
# Montage Plus® - 3"



8' Length ATF Panels • 3/4" SQ x 18 ga Pickets • 1-7/16" W x 1.5" H x 14 ga Rails

## Classic - 3 Rail Flush Bottom, 3" Air Gap

DESCRIPTION	PART NO. BLACK	PART NO. BRONZE	WEIGHT EA.	NOTES
<b>4' High ATF Panel</b>	896602	896608	74.00	
42" Wide Straight Gate	898532	898538	43.00	
4' Wide Straight Gate	898542	898548	48.00	
5' Wide Straight Gate	898552	898558	58.00	
6' Wide Straight Gate	898562	898568	67.00	
7' Wide Straight Gate	898572	898578	76.00	
8' Wide Straight Gate	898582	898588	88.00	
<b>5' High ATF Panel</b>	896612	896618	87.00	
42" Wide Straight Gate	898592	898598	51.00	
4' Wide Straight Gate	898602	898608	55.00	
5' Wide Straight Gate	898612	898618	69.00	
6' Wide Straight Gate	898622	898628	80.00	
7' Wide Straight Gate	898632	898638	90.00	
8' Wide Straight Gate	898642	898648	105.00	
<b>6' High ATF Panel</b>	896622	896628	100.00	
42" Wide Straight Gate	898652	898658	60.00	
4' Wide Straight Gate	898662	898668	64.00	
5' Wide Straight Gate	898672	898678	80.00	
6' Wide Straight Gate	898682	898688	93.00	
7' Wide Straight Gate	898692	898698	104.00	
8' Wide Straight Gate	898702	898708	118.00	

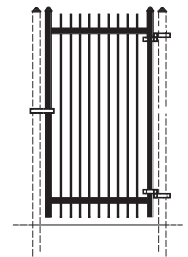
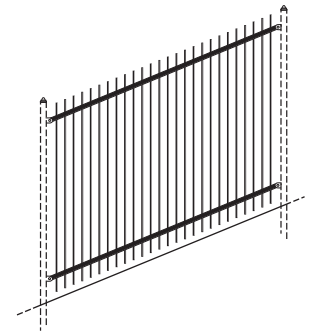


ATF Panels are 92" actual length • All gates listed are single swing and welded with 1-3/4" x 14 ga Gate Ends and Caps • Hinges sold separately

**OS-82**

## Genesis - 2 Rail Picket Bottom, 3" Air Gap

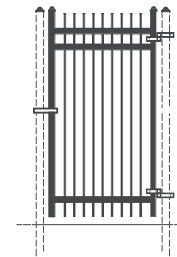
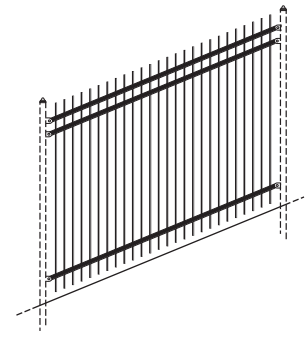
DESCRIPTION	PART NO. BLACK	PART NO. BRONZE	WEIGHT EA.	NOTES
<b>4' High ATF Panel</b>	896752	896758	66.00	
42" Wide Straight Gate	899432	899438	39.00	
4' Wide Straight Gate	899442	899448	42.00	
5' Wide Straight Gate	899452	899458	53.00	
6' Wide Straight Gate	899462	899468	61.00	
7' Wide Straight Gate	899472	899478	69.00	
8' Wide Straight Gate	899482	899488	80.00	
<b>5' High ATF Panel</b>	896762	896768	79.00	
42" Wide Straight Gate	899492	899498	48.00	
4' Wide Straight Gate	899502	899508	51.00	
5' Wide Straight Gate	899512	899518	64.00	
6' Wide Straight Gate	899522	899528	74.00	
7' Wide Straight Gate	899532	899538	83.00	
8' Wide Straight Gate	899542	899548	97.00	
<b>6' High ATF Panel</b>	896772	896778	92.00	
42" Wide Straight Gate	899552	899558	56.00	
4' Wide Straight Gate	899562	899568	60.00	
5' Wide Straight Gate	899572	899578	75.00	
6' Wide Straight Gate	899582	899588	87.00	
7' Wide Straight Gate	899592	899598	97.00	
8' Wide Straight Gate	899602	899608	113.00	



ATF Panels are 92" actual length • All gates listed are single swing and welded with 1-3/4" x 14 ga Gate Ends and Caps • Hinges sold separately

## Genesis - 3 Rail Picket Bottom, 3" Air Gap

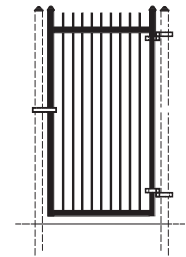
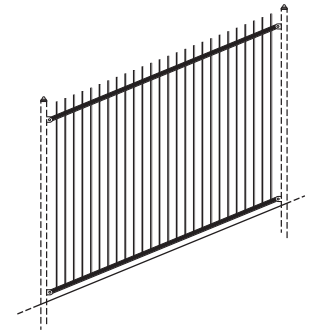
DESCRIPTION	PART NO. BLACK	PART NO. BRONZE	WEIGHT EA.	NOTES
<b>4' High ATF Panel</b>	896812	896818	74.00	
42" Wide Straight Gate	899792	899798	43.00	
4' Wide Straight Gate	899802	899808	48.00	
5' Wide Straight Gate	899812	899818	58.00	
6' Wide Straight Gate	899822	899828	67.00	
7' Wide Straight Gate	899832	899838	76.00	
8' Wide Straight Gate	899842	899848	88.00	
<b>5' High ATF Panel</b>	896822	896828	87.00	
42" Wide Straight Gate	899852	899858	51.00	
4' Wide Straight Gate	899862	899868	55.00	
5' Wide Straight Gate	899872	899878	69.00	
6' Wide Straight Gate	899882	899888	80.00	
7' Wide Straight Gate	899892	899898	90.00	
8' Wide Straight Gate	899902	899908	105.00	
<b>6' High ATF Panel</b>	896832	896838	100.00	
42" Wide Straight Gate	899912	899918	60.00	
4' Wide Straight Gate	899922	899928	64.00	
5' Wide Straight Gate	899932	899938	80.00	
6' Wide Straight Gate	899942	899948	93.00	
7' Wide Straight Gate	899952	899958	104.00	
8' Wide Straight Gate	899962	899968	118.00	



ATF Panels are 92" actual length • All gates listed are single swing and welded with 1-3/4" x 14 ga Gate Ends and Caps • Hinges sold separately

## Genesis - 2 Rail Flush Bottom, 3" Air Gap

DESCRIPTION	PART NO. BLACK	PART NO. BRONZE	WEIGHT EA.	NOTES
<b>4' High ATF Panel</b>	896782	896788	66.00	
42" Wide Straight Gate	899612	899618	39.00	
4' Wide Straight Gate	899622	899628	42.00	
5' Wide Straight Gate	899632	899638	53.00	
6' Wide Straight Gate	899642	899648	61.00	
7' Wide Straight Gate	899652	899658	69.00	
8' Wide Straight Gate	899662	899668	80.00	
<b>5' High ATF Panel</b>	896792	896798	79.00	
42" Wide Straight Gate	899672	899678	48.00	
4' Wide Straight Gate	899682	899688	51.00	
5' Wide Straight Gate	899692	899698	69.00	
6' Wide Straight Gate	899702	899708	74.00	
7' Wide Straight Gate	899712	899718	83.00	
8' Wide Straight Gate	899722	899728	97.00	
<b>6' High ATF Panel</b>	896802	896808	92.00	
42" Wide Straight Gate	899732	899738	56.00	
4' Wide Straight Gate	899742	899748	60.00	
5' Wide Straight Gate	899752	899758	75.00	
6' Wide Straight Gate	899762	899768	87.00	
7' Wide Straight Gate	899772	899778	97.00	
8' Wide Straight Gate	899782	899788	113.00	



ATF Panels are 92" actual length • All gates listed are single swing and welded with 1-3/4" x 14 ga Gate Ends and Caps • Hinges sold separately

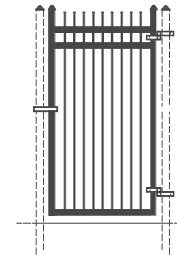
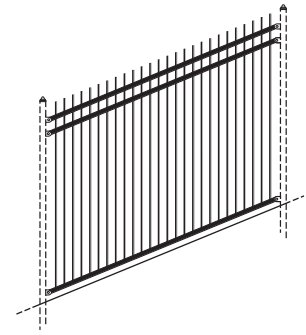
# Montage Plus® - 3"



8' Length ATF Panels • 3/4" SQ x 18 ga Pickets • 1-7/16" W x 1.5" H x 14 ga Rails

## Genesis - 3 Rail Flush Bottom, 3" Air Gap

DESCRIPTION	PART NO. BLACK	PART NO. BRONZE	WEIGHT EA.	NOTES
<b>4' High ATF Panel</b>	896842	896848	74.00	
42" Wide Straight Gate	899972	899978	43.00	
4' Wide Straight Gate	899982	899988	48.00	
5' Wide Straight Gate	899992	899998	58.00	
6' Wide Straight Gate	900002	900008	67.00	
7' Wide Straight Gate	900012	900018	76.00	
8' Wide Straight Gate	900022	900028	88.00	
<b>5' High ATF Panel</b>	896852	896858	87.00	
42" Wide Straight Gate	900032	900038	51.00	
4' Wide Straight Gate	900042	900048	55.00	
5' Wide Straight Gate	900052	900058	69.00	
6' Wide Straight Gate	900062	900068	80.00	
7' Wide Straight Gate	900072	900078	90.00	
8' Wide Straight Gate	900082	900088	105.00	
<b>6' High ATF Panel</b>	896862	896868	100.00	
42" Wide Straight Gate	900092	900098	60.00	
4' Wide Straight Gate	900102	900108	64.00	
5' Wide Straight Gate	900112	900118	80.00	
6' Wide Straight Gate	900122	900128	93.00	
7' Wide Straight Gate	900132	900138	104.00	
8' Wide Straight Gate	900142	900148	118.00	

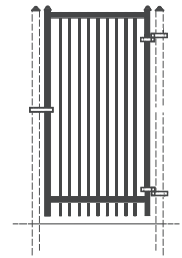
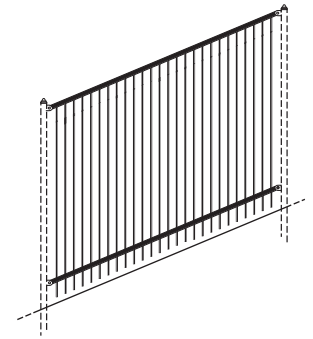


ATF Panels are 92" actual length • All gates listed are single swing and welded with 1-3/4" x 14 ga Gate Ends and Caps • Hinges sold separately

**OS-86**

## Majestic - 2 Rail Picket Bottom, 3" Air Gap

DESCRIPTION	PART NO. BLACK	PART NO. BRONZE	WEIGHT EA.	NOTES
<b>4' High ATF Panel</b>	896992	896998	66.00	
42" Wide Straight Gate	900872	900878	39.00	
4' Wide Straight Gate	900882	900888	42.00	
5' Wide Straight Gate	900892	900898	53.00	
6' Wide Straight Gate	900902	900908	61.00	
7' Wide Straight Gate	900912	900918	69.00	
8' Wide Straight Gate	900922	900928	80.00	
<b>5' High ATF Panel</b>	897002	897008	79.00	
42" Wide Straight Gate	900932	900938	48.00	
4' Wide Straight Gate	900942	900948	51.00	
5' Wide Straight Gate	900952	900958	64.00	
6' Wide Straight Gate	900962	900968	74.00	
7' Wide Straight Gate	900972	900978	83.00	
8' Wide Straight Gate	900982	900988	97.00	
<b>6' High ATF Panel</b>	897012	897018	92.00	
42" Wide Straight Gate	900992	900998	56.00	
4' Wide Straight Gate	901002	901008	60.00	
5' Wide Straight Gate	901012	901018	75.00	
6' Wide Straight Gate	901022	901028	87.00	
7' Wide Straight Gate	901032	901038	97.00	
8' Wide Straight Gate	901042	901048	113.00	



ATF Panels are 92" actual length • All gates listed are single swing and welded with 1-3/4" x 14 ga Gate Ends and Caps • Hinges sold separately

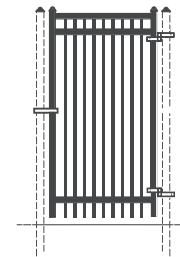
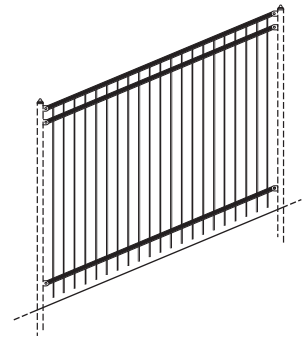
# Montage Plus® - 3"



8' Length ATF Panels • 3/4" SQ x 18 ga Pickets • 1-7/16" W x 1.5" H x 14 ga Rails

## Majestic - 3 Rail Picket Bottom, 3" Air Gap

DESCRIPTION	PART NO. BLACK	PART NO. BRONZE	WEIGHT EA.	NOTES
<b>4' High ATF Panel</b>	897052	897058	74.00	
42" Wide Straight Gate	901232	901238	43.00	
4' Wide Straight Gate	901242	901248	48.00	
5' Wide Straight Gate	901252	901258	58.00	
6' Wide Straight Gate	901262	901268	67.00	
7' Wide Straight Gate	901272	901278	76.00	
8' Wide Straight Gate	901282	901288	88.00	
<b>5' High ATF Panel</b>	897062	897068	87.00	
42" Wide Straight Gate	901292	901298	51.00	
4' Wide Straight Gate	901302	901308	55.00	
5' Wide Straight Gate	901312	901318	69.00	
6' Wide Straight Gate	901322	901328	80.00	
7' Wide Straight Gate	901332	901338	90.00	
8' Wide Straight Gate	901342	901348	105.00	
<b>6' High ATF Panel</b>	897072	897078	100.00	
42" Wide Straight Gate	901352	901358	60.00	
4' Wide Straight Gate	901362	901368	64.00	
5' Wide Straight Gate	901372	901378	80.00	
6' Wide Straight Gate	901382	901388	93.00	
7' Wide Straight Gate	901392	901398	104.00	
8' Wide Straight Gate	901402	901408	118.00	

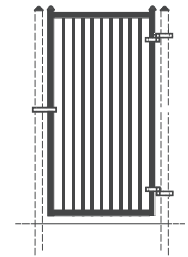
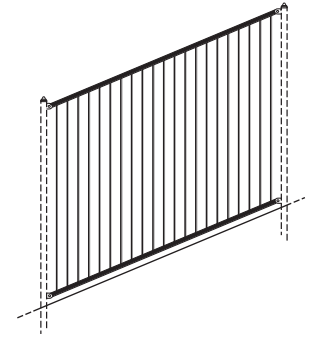


ATF Panels are 92" actual length • All gates listed are single swing and welded with 1-3/4" x 14 ga Gate Ends and Caps • Hinges sold separately

**OS-88**

## Majestic - 2 Rail Flush Bottom, 3" Air Gap

DESCRIPTION	PART NO. BLACK	PART NO. BRONZE	WEIGHT EA.	NOTES
<b>4' High ATF Panel</b>	897022	897028	66.00	
42" Wide Straight Gate	901052	901058	39.00	
4' Wide Straight Gate	901062	901068	42.00	
5' Wide Straight Gate	901072	901078	53.00	
6' Wide Straight Gate	901082	901088	61.00	
7' Wide Straight Gate	901092	901098	69.00	
8' Wide Straight Gate	901102	901108	80.00	
<b>5' High ATF Panel</b>	897032	897038	79.00	
42" Wide Straight Gate	901112	901118	48.00	
4' Wide Straight Gate	901122	901128	51.00	
5' Wide Straight Gate	901132	901138	64.00	
6' Wide Straight Gate	901142	901148	74.00	
7' Wide Straight Gate	901152	901158	83.00	
8' Wide Straight Gate	901162	901168	97.00	
<b>6' High ATF Panel</b>	897042	897048	92.00	
42" Wide Straight Gate	901172	901178	56.00	
4' Wide Straight Gate	901182	901188	60.00	
5' Wide Straight Gate	901192	901198	75.00	
6' Wide Straight Gate	901202	901208	87.00	
7' Wide Straight Gate	901212	901218	97.00	
8' Wide Straight Gate	901222	901228	113.00	



ATF Panels are 92" actual length • All gates listed are single swing and welded with 1-3/4" x 14 ga Gate Ends and Caps • Hinges sold separately

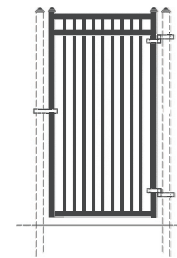
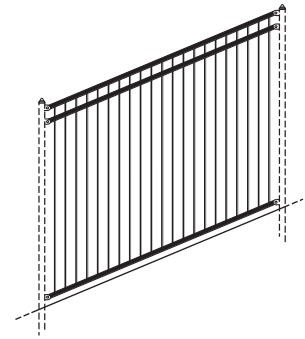
# Montage Plus® - 3"



8' Length ATF Panels • 3/4" SQ x 18 ga Pickets • 1-7/16" W x 1.5" H x 14 ga Rails

## Majestic - 3 Rail Flush Bottom, 3" Air Gap

DESCRIPTION	PART NO. BLACK	PART NO. BRONZE	WEIGHT EA.	NOTES
<b>4' High ATF Panel</b>	897082	897088	74.00	
42" Wide Straight Gate	901412	901418	43.00	
4' Wide Straight Gate	901422	901428	48.00	
5' Wide Straight Gate	901432	901438	58.00	
6' Wide Straight Gate	901442	901448	67.00	
7' Wide Straight Gate	901452	901458	76.00	
8' Wide Straight Gate	901462	901468	88.00	
<b>5' High ATF Panel</b>	897092	897098	87.00	
42" Wide Straight Gate	901472	901478	51.00	
4' Wide Straight Gate	901482	901488	55.00	
5' Wide Straight Gate	901492	901498	69.00	
6' Wide Straight Gate	901502	901508	80.00	
7' Wide Straight Gate	901512	901518	90.00	
8' Wide Straight Gate	901522	901528	105.00	
<b>6' High ATF Panel</b>	897102	897108	100.00	
42" Wide Straight Gate	901532	901538	60.00	
4' Wide Straight Gate	901542	901548	64.00	
5' Wide Straight Gate	901552	901558	80.00	
6' Wide Straight Gate	901562	901568	93.00	
7' Wide Straight Gate	901572	901578	104.00	
8' Wide Straight Gate	901582	901588	118.00	




ATF Panels are 92" actual length • All gates listed are single swing and welded with 1-3/4" x 14 ga Gate Ends and Caps • Hinges sold separately

**OS-90**

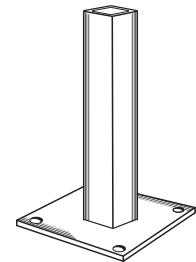
### 2-1/2" SQ Posts / Galvanized and Polyester Powder Coated • Post Cap included

DESCRIPTION	PART NO. BLACK	PART NO. BRONZE	WEIGHT EA.	NOTES
2-1/2" SQ x 6' 16 ga	897232	897238	12.00	
2-1/2" SQ x 7' 16 ga	897242	897248	14.00	
2-1/2" SQ x 8' 16 ga	897252	897258	16.00	
2-1/2" SQ x 9' 16 ga	897262	897268	18.00	
2-1/2" SQ x 8' 14 ga	906062	906068	19.70	
2-1/2" SQ x 9' 14 ga	906072	906078	22.05	
2-1/2" SQ x 10' 14 ga	906082	906088	24.50	
2-1/2" SQ x 11' 14 ga	906092	906098	26.95	



### 2-1/2" SQ Posts with 5" SQ x 1/4" Welded Plate / Galvanized and Polyester Powder Coated • Post Cap included


DESCRIPTION	PART NO. BLACK	PART NO. BRONZE	WEIGHT EA.	NOTES
2-1/2" SQ x 4' 12 ga	983282	—	16.00	
2-1/2" SQ x 5' 12 ga	983292	—	19.00	
2-1/2" SQ x 6' 12 ga	983322	—	22.00	
2-1/2" SQ x 7' 12 ga	269A00	—	25.00	
2-1/2" SQ x 8' 12 ga	983262	—	28.00	



**NOTE:** Fasteners for anchoring base plate not included.

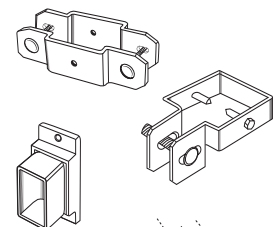
### 2-1/2" SQ Post Cap

DESCRIPTION	PART NO. BLACK	PART NO. BRONZE	WEIGHT EA.	NOTES
2-1/2" SQ Ball Post Cap	451522	451528	1.50	



### Hardware

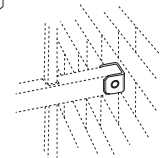
DESCRIPTION	PART NO. BLACK	PART NO. BRONZE	BOX QTY	WEIGHT EA.	NOTES
2-1/2" Line Bracket (2 per bag)*	012422	902358	80	1.68	
2-1/2" Universal Boulevard Bracket (2 per bag)*	012421	902338	80	0.84	
2-1/2" Swivel Angle Bracket (2 per bag)	902342	902348	80	0.40	
2-1/2" Flat Back Bracket (2 per bag)*	012423	902598	80	0.54	
Socket for Tri Groove Nut	495400	—	1	0.09	



#### Invincible Specific Hardware

2-1/2" Inv Line Bracket (2 per bag)*	012445	902358	24	1.68	
2-1/2" Inv Flat Back Bracket (2 per bag)*	012424	902598	50	0.54	

\* Use Tri Groove Nut

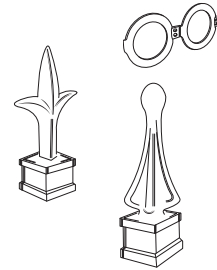


ATF Panels are 92" actual length • All gates listed are single swing and welded with 1-3/4" x 14 ga Gate Ends and Caps • Hinges sold separately

## 8' Length ATF Panels • 3/4" SQ x 18 ga Pickets • 1-7/16" W x 1.5" H x 14 ga Rails

### Accessories

DESCRIPTION	PART NO. BLACK	PART NO. BRONZE	WEIGHT EA.	NOTES
3/4" Triad Finial	907022	907028	0.38	
3/4" Quad Flare Finial	451642	451648	0.32	
Corona Rings (need 11 per panel)	902312	902312	0.70	



### Touch Up

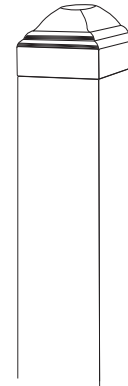
DESCRIPTION	PART NO. BLACK	PART NO. BRONZE	PART NO. GRAY	WEIGHT EA.	NOTES
Touch Up Paint Can	447992	447998	—	1.08	
Cold Galvanize Aerosol - dull gray	—	—	012321	1.25	
Zinc Brite Aerosol - bright silver	—	—	036412	1.00	



### Gate Ends 1-3/4" SQ / Galvanized and Polyester Powder Coated • Caps included • 14 gauge

DESCRIPTION	PART NO. BLACK	PART NO. BRONZE	WEIGHT EA.	NOTES
4' Gate End	902562	902568	3.83	
5' Gate End	902572	902578	4.00	
6' Gate End	902582	902588	4.95	

**NOTE:** Actual length is 2" less than size shown.



### Bolt On Gate Hardware / Galvanized and Polyester Powder Coated

DESCRIPTION	PART NO. BLACK	PART NO. BRONZE	WEIGHT EA.	NOTES
Single Swing Gate Hardware Kit	598332	598338	5.00	
Double Swing Gate Hardware Kit	598342	598348	15.00	

Single Swing Gate Hardware Kit includes 2 frame hinges, 2 post hinges, 1 latch fork, and 1 latch hanger

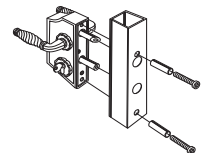
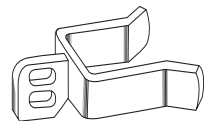
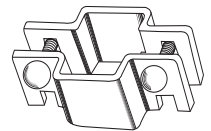
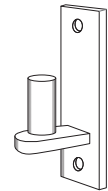
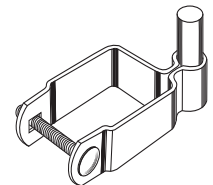
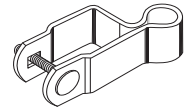
Double Swing Gate Hardware Kit includes 6 frame hinges, 4 post hinges, 1 latch fork, 1 latch hanger, and 1 drop rod 48"



ATF Panels are 92" actual length • All gates listed are single swing and welded with 1-3/4" x 14 ga Gate Ends and Caps • Hinges sold separately

### Gate Hardware

DESCRIPTION	PART NO. BLACK	PART NO. BRONZE	BOX QTY.	WEIGHT EA.	NOTES
<b>Frame Hinge / Fasteners included</b>					
Frame Hinge for 1-3/4" Frame (2 per bag)	447852	447858	100	0.66	
<b>Post Hinges / Fasteners included</b>					
2-1/2" SQ Post Hinge with 5/8" Pin	447832	447838	50	1.06	
<b>Plate Pintle / Without fasteners</b>					
Plate Pintle - attach to walls or other flat surface	444152	444158	100	0.44	
<b>Latch Hanger / Bolts included</b>					
Fork Latch Hanger for 1-3/4" Frame	447862	447868	100	0.60	
<b>Latch Forks</b>					
Fork Latch for 1-3/4" Frame	447872	447878	50	0.42	
Fork Latch for 2-1/2" SQ Post	447882	447888	50	0.52	
<b>Security Latch / Fasteners included</b>					
Keyed for 1-3/4" to 2" Frame	451622	—	1	4.00	
<b>Drop Rod / Requires two 1-3/4" Frame Hinges</b>					
5/8" x 48" Drop Rod	444162	444168	1	4.00	



ATF Panels are 92" actual length • All gates listed are single swing and welded with 1-3/4" x 14 ga Gate Ends and Caps • Hinges sold separately

## Gate Hinge and Latch Information

### Single Swing Gates

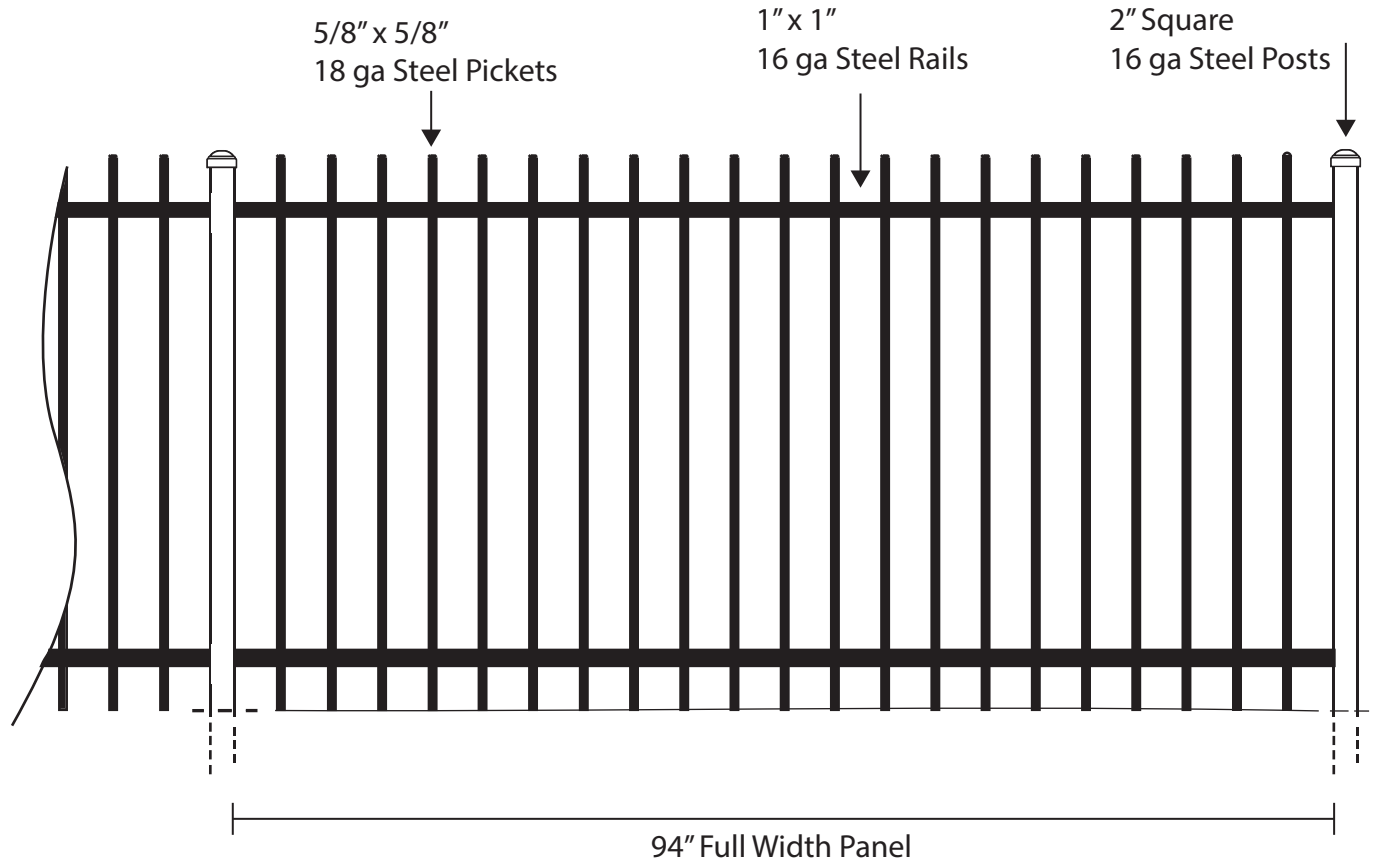
OPENING	LEAF WIDTH	BOX HINGE KITS (IGBSX25 / IGBSX3)			HEAVY COMMERCIAL HINGE KITS (HGBS-25 / HGBS-3 / HGBS-4)			INDUSTRIAL HINGE KITS (IGBS-25 / IGBS-3 / IGBS-4)		
		HINGE CLEARANCE	LATCH CLEARANCE	GATE POST SPACING	HINGE CLEARANCE	LATCH CLEARANCE	GATE POST SPACING	HINGE CLEARANCE	LATCH CLEARANCE	GATE POST SPACING
3.5'	40"	2"	2"	44"	1.25"	3"	44.25"	1.5"	3"	44.5"
4'	49.5"	2"	2"	53.5"	1.25"	3"	53.75"	1.5"	3"	54"
5'	58.75"	2"	2"	62.75"	1.25"	3"	63"	1.5"	3"	63.25"
6'	68"	2"	2"	72"	1.25"	3"	72.25"	1.5"	3"	72.5"
7'	86.75"	2"	2"	90.75"	1.25"	3"	91"	1.5"	3"	91.25"
8'	95.5"	2"	2"	99.5"	1.25"	3"	99.75"	1.5"	3"	100"
9'	105.5"	2"	2"	109.5"	1.25"	3"	109.75"	1.5"	3"	110"
10'	114.75"	2"	2"	118.75"	1.25"	3"	119"	1.5"	3"	119.25"
11'	133.5"	2"	2"	137.5"	1.25"	3"	137.75"	1.5"	3"	138"
12'	143"	2"	2"	147"	1.25"	3"	147.75"	1.5"	3"	147.5"
13'	152.25"	2"	2"	156.25"	1.25"	3"	156.5"	1.5"	3"	156.75"
14'	171"	2"	2"	175"	1.25"	3"	175.25"	1.5"	3"	175.5"
15'	180.25"	2"	2"	184.25"	1.25"	3"	184.5"	1.5"	3"	184.75"
16'	189.25"	2"	2"	193.75"	1.25"	3"	194"	1.5"	3"	194.25"

### Double Swing Gates

OPENING	LEAF WIDTH	BOX HINGE KITS (IGBSX25 / IGBSX3)			HEAVY COMMERCIAL HINGE KITS (HGBS-25 / HGBS-3 / HGBS-4)		
		HINGE CLEARANCE	LATCH CLEARANCE	GATE POST SPACING	HINGE CLEARANCE	LATCH CLEARANCE	GATE POST SPACING
7'	40"	2"	2"	86"	1.25"	3"	85.5"
8'	49.5"	2"	2"	105"	1.25"	3"	104.5"
10'	58.75"	2"	2"	123.5"	1.25"	3"	123"
12'	68"	2"	2"	142"	1.25"	3"	141.5"
14'	86.75"	2"	2"	179.5"	1.25"	3"	179"
16'	95.5"	2"	2"	197"	1.25"	3"	196.5"
18'	105.5"	2"	2"	217"	1.25"	3"	216.5"
20'	114.75"	2"	2"	235.5"	1.25"	3"	235"
22'	133.5"	2"	2"	273"	1.25"	3"	272.5"
24'	143"	2"	2"	292"	1.25"	3"	291.5"
26'	152.25"	2"	2"	310.5"	1.25"	3"	310"
28'	171"	2"	2"	348"	1.25"	3"	347.5"
30'	180.25"	2"	2"	366.5"	1.25"	3"	366"
32'	189.75"	2"	2"	385.5"	1.25"	3"	385"

**NOTE:** Gate Post Spacing is from inside post to inside post and can vary slightly with hinge and latch selection.

ATF Panels are 92" actual length • All gates listed are single swing and welded with 1-3/4" x 14 ga Gate Ends and Caps • Hinges sold separately



## Ornamental Steel Welded Panel Fencing


### Product Features

- Polyester TGIC powder coated for increased durability
- Pre-assembled panels for quick and easy installation
- Panels available in fixed welded for level and step fencing, biasable panels for sloped landscaping
- Panels can be welded to post, or installed with brackets available
- Ten Year Limited Warranty

8' Length Panels • 5/8" SQ x 18 ga Pickets • 1" SQ x 16 ga Rails


## Picket Top - Fixed 2 Rail Picket Bottom

DESCRIPTION	PART NO. BLACK	WEIGHT EA.	NOTES
4' High Panel	595812	44.75	
5' High Panel	652022	53.47	
6' High Panel	595822	61.07	




## Picket Top - Fixed 3 Rail Picket Bottom

DESCRIPTION	PART NO. BLACK	WEIGHT EA.	NOTES
4' High Panel	652092	51.49	
5' High Panel	652102	59.65	
6' High Panel	652112	65.82	




## Spear Top - Fixed 2 Rail Picket Bottom

DESCRIPTION	PART NO. BLACK	WEIGHT EA.	NOTES
4' High Panel	652032	45.31	
5' High Panel	652042	53.47	
6' High Panel	652052	61.63	





## Spear Top - Fixed 3 Rail Picket Bottom

DESCRIPTION	PART NO. BLACK	WEIGHT EA.	NOTES
4' High Panel	652122	51.49	
5' High Panel	652132	59.65	
6' High Panel	652142	65.82	





## Universal Top - Fixed 2 Rail Flush Bottom

DESCRIPTION	PART NO. BLACK	WEIGHT EA.	NOTES
<b>3' High Panel</b>	433Q00	36.00	
<b>4' High Panel</b>	595802	43.65	
4' Wide Straight Gate	010246	27.00	
5' Wide Straight Gate	386P00	33.90	
<b>5' High Panel</b>	652002	52.15	
4' Wide Straight Gate	010247	34.00	
<b>6' High Panel</b>	652012	60.31	
4' Wide Straight Gate	010248	37.00	



## Universal Top - Fixed 3 Rail Flush Bottom

DESCRIPTION	PART NO. BLACK	WEIGHT EA.	NOTES
<b>4' High Panel</b>	652062	54.90	
4' Wide Straight Gate	195Y00	20.00	
<b>5' High Panel</b>	652072	63.60	
4' Wide Straight Gate	831R00	30.70	
<b>6' High Panel</b>	652082	71.22	
4' Wide Straight Gate	196Y00	30.00	





8' Length Panels • 5/8" SQ x 18 ga Pickets • 1" SQ x 16 ga Rails

## Universal Top - Biasable 2 Rail Flush Bottom


DESCRIPTION	PART NO. BLACK	WEIGHT EA.	NOTES
<b>3' High Panel</b>	010S00	36.00	
<b>4' High Panel</b>	000R11	43.88	
4' Wide Straight Gate	010246	27.00	
5' Wide Straight Gate	386P00	33.90	
<b>5' High Panel</b>	000R12	52.15	
4' Wide Straight Gate	010247	34.00	
<b>6' High Panel</b>	000R13	60.31	
4' Wide Straight Gate	010248	37.00	

**NOTE:** Universal Top - Biasable 2 Rail Flush Bottom panels are 94" actual length



## Universal Top Puppy Picket - 3 Rail Flush Bottom

DESCRIPTION	PART NO. BLACK	WEIGHT EA.	NOTES
<b>4' High Panel</b>	010249	50.00	
4' Wide Straight Gate	010259	36.00	
<b>6' High Panel</b>	010250	63.00	
4' Wide Straight Gate	010262	51.00	



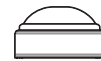
## Blank Posts / Flat Post Cap included

DESCRIPTION	PART NO. BLACK	WEIGHT EA.	NOTES
2" SQ x 72" x 16ga	595832	9.43	
2" SQ x 84" x 16ga	652152	10.91	
2" SQ x 96" x 16ga	595842	12.57	
2" SQ x 108" x 16ga	652232	14.11	



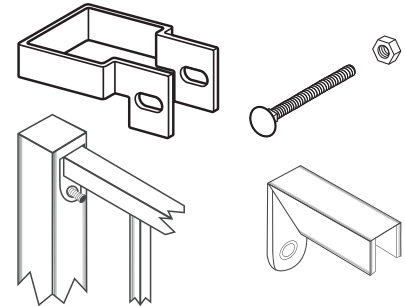
## 2" SQ Post Cap

DESCRIPTION	PART NO. BLACK	WEIGHT EA.	NOTES
Flat Post Cap	652212	0.10	




## Hardware

DESCRIPTION	PART NO. BLACK	WEIGHT EA.	NOTES
1" Fixed Panel Rail Bracket	465R00	0.95	
1" Bias Panel Rail Bracket	652172	0.22	
Universal Bracket for 2" Posts	151932	0.25	
1 1/4" U-Channel Rail Bracket	535Y00	0.25	



## Touch Up

DESCRIPTION	PART NO.	WEIGHT EA.	NOTES
Touch Up Spray Paint - Black	626062	1.40	
Cold Galvanize Aerosol - dull gray	012321	1.25	



8' Length Panels • 5/8" SQ x 18 ga Pickets • 1" SQ x 16 ga Rails

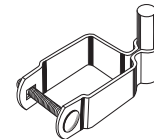

## 1-1/4" SQ Gate Uprights / Post Cap included

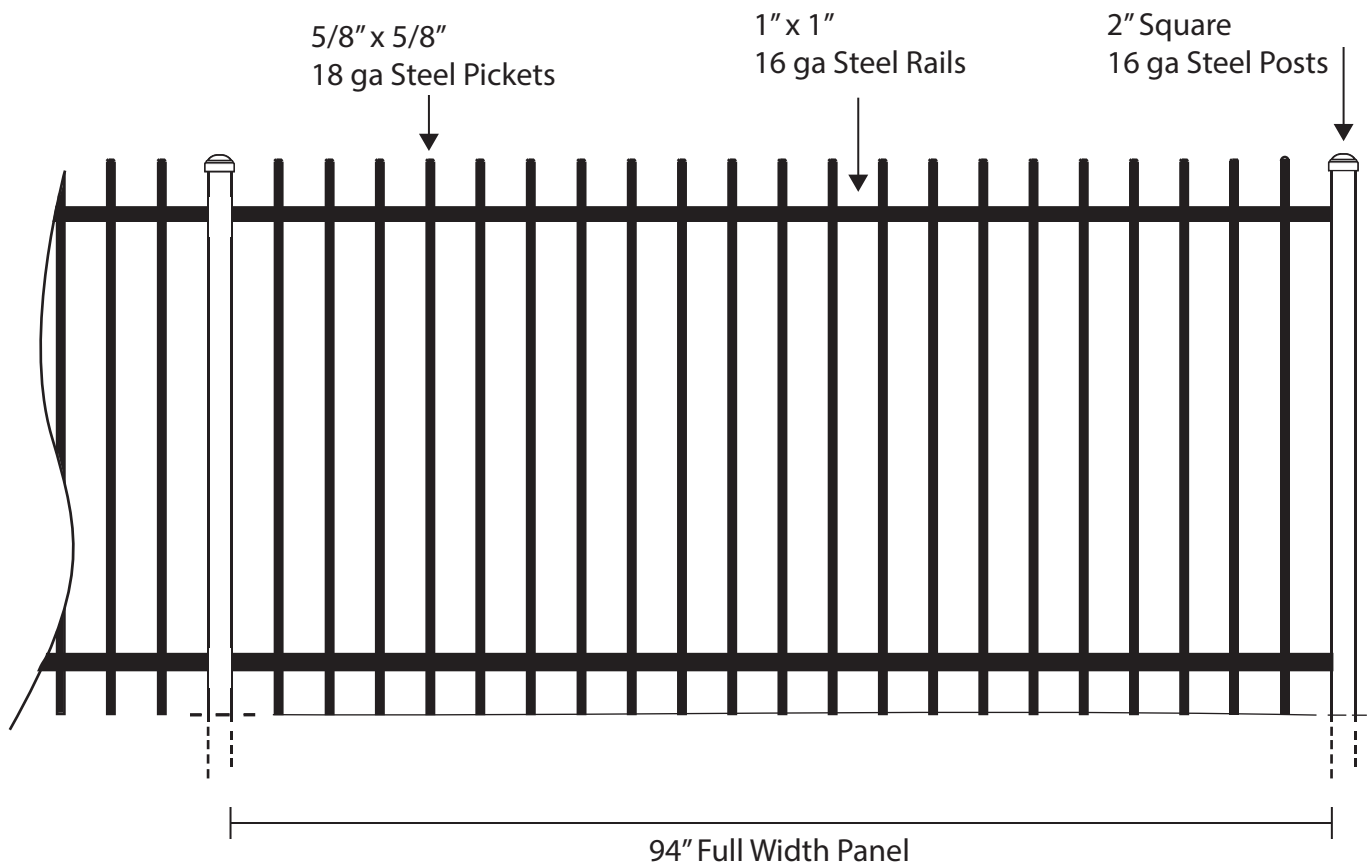
DESCRIPTION	PART NO. BLACK	WEIGHT EA.	NOTES
48" Gate Upright	652182	3.83	
60" Gate Upright	652192	4.79	
72" Gate Upright	652202	5.75	
Gate Upright Cap	652222	0.04	



## Gate Hardware

DESCRIPTION	PART NO. BLACK	WEIGHT EA.	NOTES
2" Gate Hardware Kit with Post Hinge	556Y00	3.65	
1" Frame Hinge	623J00	1.00	
2" SQ Post Hinge	073I00	1.40	
1" Clamp On Striker	444R00	0.50	
2" Clamp On Receiver	445R00	0.50	



**94" Length Panels • 5/8" SQ x 18 ga Pickets • 1" SQ x 16 ga Rails**


## Ornamental Steel Welded Panel Fencing

### Product Features



- Polyester TGIC powder coated for increased durability
- Pre-assembled panels for quick and easy installation
- Panels available in fixed welded panels for level and step fencing and in biasable panels for sloped landscaping
- Panels can be welded to post or installed with brackets available
- Ten Year Limited Warranty

All gates listed are single swing and welded with 1-1/2" Gate Uprights and Caps • Hinges sold separately • Post Caps included

94" Length Panels • 5/8" SQ x 18 ga Pickets • 1" SQ x 16 ga Rails


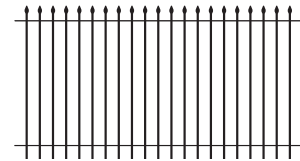
## Picket Top - Fixed 2 Rail Picket Bottom

DESCRIPTION	PART NO. BLACK	WEIGHT EA.	NOTES
<b>70" High Panel</b>	65230B	54.12	
44" Wide Straight Gate	65231B	37.74	





## Spear Top - Fixed 2 Rail Picket Bottom

DESCRIPTION	PART NO. BLACK	WEIGHT EA.	NOTES
<b>70" High Panel</b>	65228B	54.12	
44" Wide Straight Gate	65229B	37.74	



## Universal Top - Fixed 2 Rail Flush Bottom



DESCRIPTION	PART NO. BLACK	WEIGHT EA.	NOTES
<b>32" High Panel</b>	65216B	30.66	
<b>38" High Panel</b>	65217B	33.86	
<b>44" High Panel</b>	65218B	37.43	
44" Wide Straight Gate	65225B	25.40	
<b>58" High Panel</b>	65219B	45.77	
44" Wide Straight Gate	65226B	31.86	
<b>68" High Panel</b>	65220B	51.74	
44" Wide Straight Gate	65227B	36.46	



All gates listed are single swing and welded with 1-1/2" Gate Uprights and Caps • Hinges sold separately • Post Caps included


## Universal Top - Biasable 2 Rail Flush Bottom

DESCRIPTION	PART NO. BLACK	WEIGHT EA.	NOTES
<b>32" High Panel</b>	771L00	34.23	
<b>38" High Panel</b>	65221B	33.86	
<b>44" High Panel</b>	65222B	37.43	
44" Wide Straight Gate	65225B	25.40	
<b>58" High Panel</b>	65223B	45.77	
44" Wide Straight Gate	65226B	31.86	
<b>68" High Panel</b>	65224B	51.74	
44" Wide Straight Gate	65227B	36.46	



## 2" SQ Blank Posts / Flat Post Caps are included

DESCRIPTION	PART NO. BLACK	WEIGHT EA.	NOTES
2" SQ x 6' x 16 ga.	595832	9.26	
2" SQ x 6" x 14 ga.	65210B	12.81	
2" SQ x 7' x 16 ga.	652152	10.80	
2" SQ x 7' x 14 ga.	65211B	14.95	
2" SQ x 8' x 16 ga.	595842	12.35	
2" SQ x 8' x 14 ga.	65212B	17.08	



## 2" SQ Blank Post with Plate / 4" SQ Flange with Post Cap

DESCRIPTION	PART NO. BLACK	WEIGHT EA.	NOTES
2" SQ x 6' x 14 ga.	249X00	14.30	

## 2" SQ Post Cap

DESCRIPTION	PART NO. BLACK	WEIGHT EA.	NOTES
Flat Post Cap	652212	0.10	

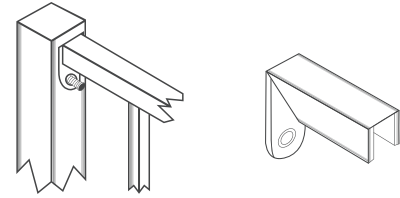


All gates listed are single swing and welded with 1-1/2" Gate Uprights and Caps • Hinges sold separately • Post Caps included

94" Length Panels • 5/8" SQ x 18 ga Pickets • 1" SQ x 16 ga Rails

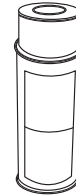
## Hardware

DESCRIPTION	PART NO. BLACK	WEIGHT EA.	NOTES
1" Fixed Panel Rail Bracket	465R00	0.95	
1" Bias Panel Rail Bracket	652172	0.22	
#14 x 3/4 Tek Screw	023667	0.01	



## Touch Up

DESCRIPTION	PART NO.	WEIGHT EA.	NOTES
Touch Up Spray Paint - Black	626062	1.40	
Cold Galvanize Aerosol - Gray	012321	1.25	



## 1" Gate Upright / Post Cap included

DESCRIPTION	PART NO. BLACK	WEIGHT EA.	NOTES
1" x 72" 16g Uprt Blk	N02214	4.48	
1" SQ Flat Post Cap	596R00	0.10	

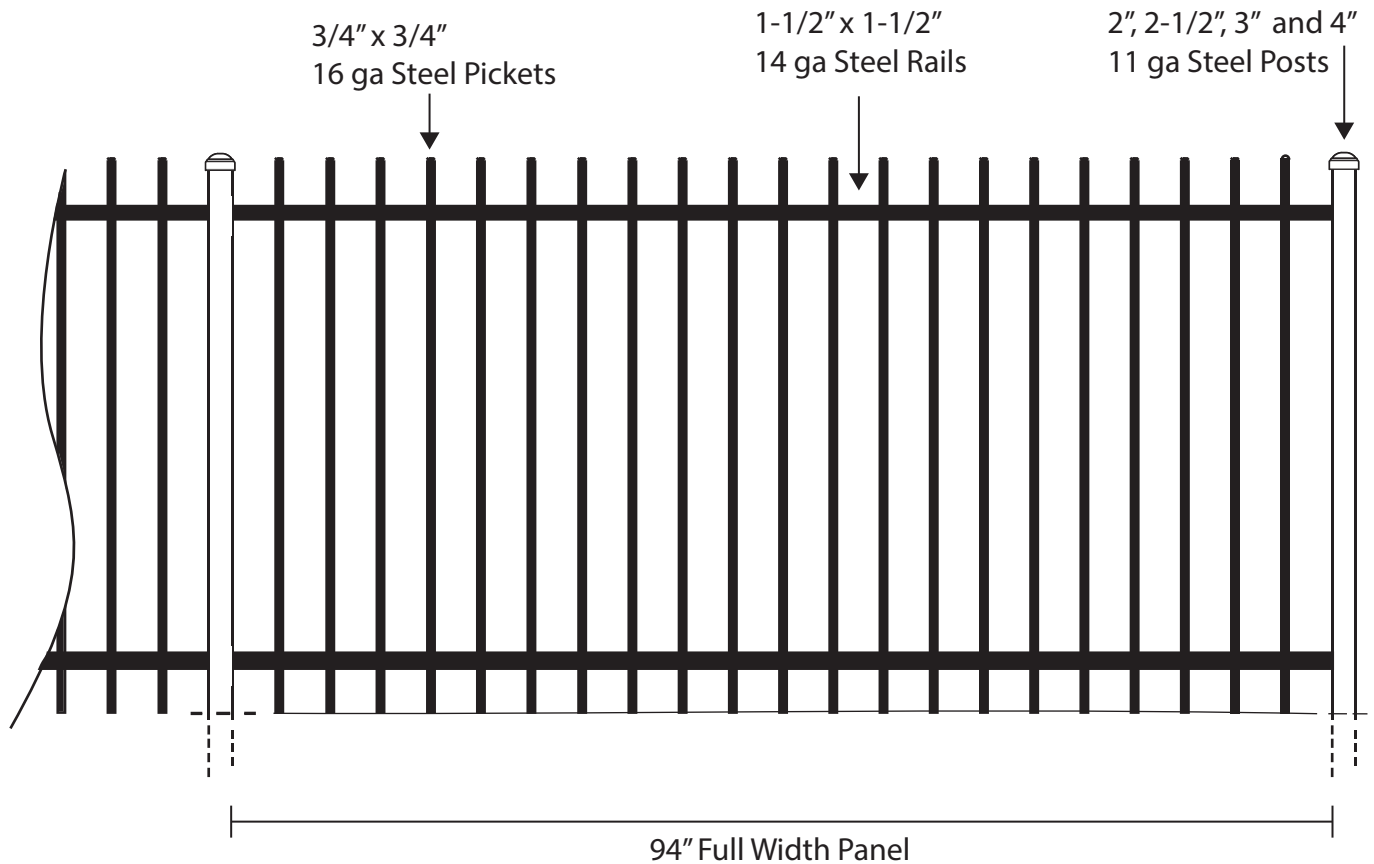


## Gate Hardware

DESCRIPTION	PART NO. BLACK	WEIGHT EA.	NOTES
1" Gate Hardware Kit	652252	3.65	
1" Frame Hinge	623J00	1.00	
1-1/2" Frame Hinge	000H06	0.60	
2" Post Hinge	073I00	1.40	
1" Clamp On Striker	444R00	0.50	
1-1/2" Clamp On Striker	536R00	0.50	
2" Clamp On Receiver	445R00	0.50	
7" Barrel Hinge (2 per bag)	798G00	8.00	

All gates listed are single swing and welded with 1-1/2" Gate Uprights and Caps • Hinges sold separately • Post Caps included

94" Length Panels • 3/4" x 16 ga Pickets • 1-1/2" SQ x 14 ga Rails



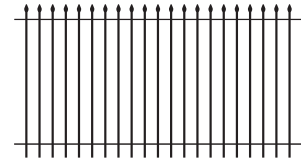
## Ornamental Steel Welded Panel Fencing

### Product Features

- Polyester TGIC Power Coated for Increased Durability
- Pre-assembled Panels for Quick and Easy Installation
- Panels available in Fixed Welded for Level and Step Fencing, Biasable Panels for Sloped Landscaping
- Panels can be welded to post, or installed with brackets available
- Ten Year Limited Warranty

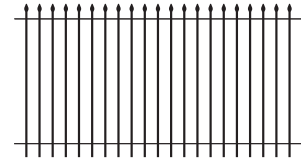
## Spear Top - Fixed 2 Rail Picket Bottom

DESCRIPTION	PART NO. BLACK	WEIGHT EA.	NOTES
70" High Panel	010048	90.00	




## Spear Top - Biasable 2 Rail Picket Bottom

DESCRIPTION	PART NO. BLACK	WEIGHT EA.	NOTES
70" High Panel	010049	90.00	




## Universal Top - Fixed 2 Rail Flush Bottom

DESCRIPTION	PART NO. BLACK	WEIGHT EA.	NOTES
38" High Panel	010040	47.12	
44" High Panel	010042	56.44	
58" High Panel	010044	74.40	
68" High Panel	010046	86.40	




## Universal Top - Biasable 2 Rail Flush Bottom

DESCRIPTION	PART NO. BLACK	WEIGHT EA.	NOTES
38" High Panel	010041	47.12	
44" High Panel	010043	56.44	
58" High Panel	010045	74.40	
68" High Panel	010047	86.40	



## Blank Posts / Post Caps included

DESCRIPTION	PART NO. BLACK	WEIGHT EA.	NOTES
2" SQ x 72" x 11 ga	010338	18.30	
2" SQ x 84" x 11 ga	010339	21.35	
2" SQ x 96" x 11 ga	010050	24.40	
2-1/2" SQ x 72" x 11 ga	010340	23.10	
2-1/2" SQ x 84" x 11 ga	010341	26.95	
2-1/2" SQ x 96" x 11 ga	010051	30.80	
2-1/2" SQ x 108" x 11 ga	010052	33.84	
3" SQ x 84" x 11 ga	010342	31.99	
3" SQ x 108" x 11 ga	N03128	42.72	
3" SQ x 120" x 11 ga	010053	45.70	
3" SQ x 132" x 11 ga	N03129	53.22	
4" SQ x 108" x 11 ga	N03130	55.37	
4" SQ x 120" x 11 ga	010054	62.54	
4" SQ x 132" x 11 ga	N03131	68.97	



## Post Caps

DESCRIPTION	PART NO. BLACK	WEIGHT EA.	NOTES
2" SQ Post Cap	652212	0.10	
2-1/2" SQ Post Cap	010370	0.17	
3" SQ Post Cap	010371	0.19	
4" SQ Post Cap	010372	0.30	

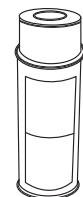


## Hardware

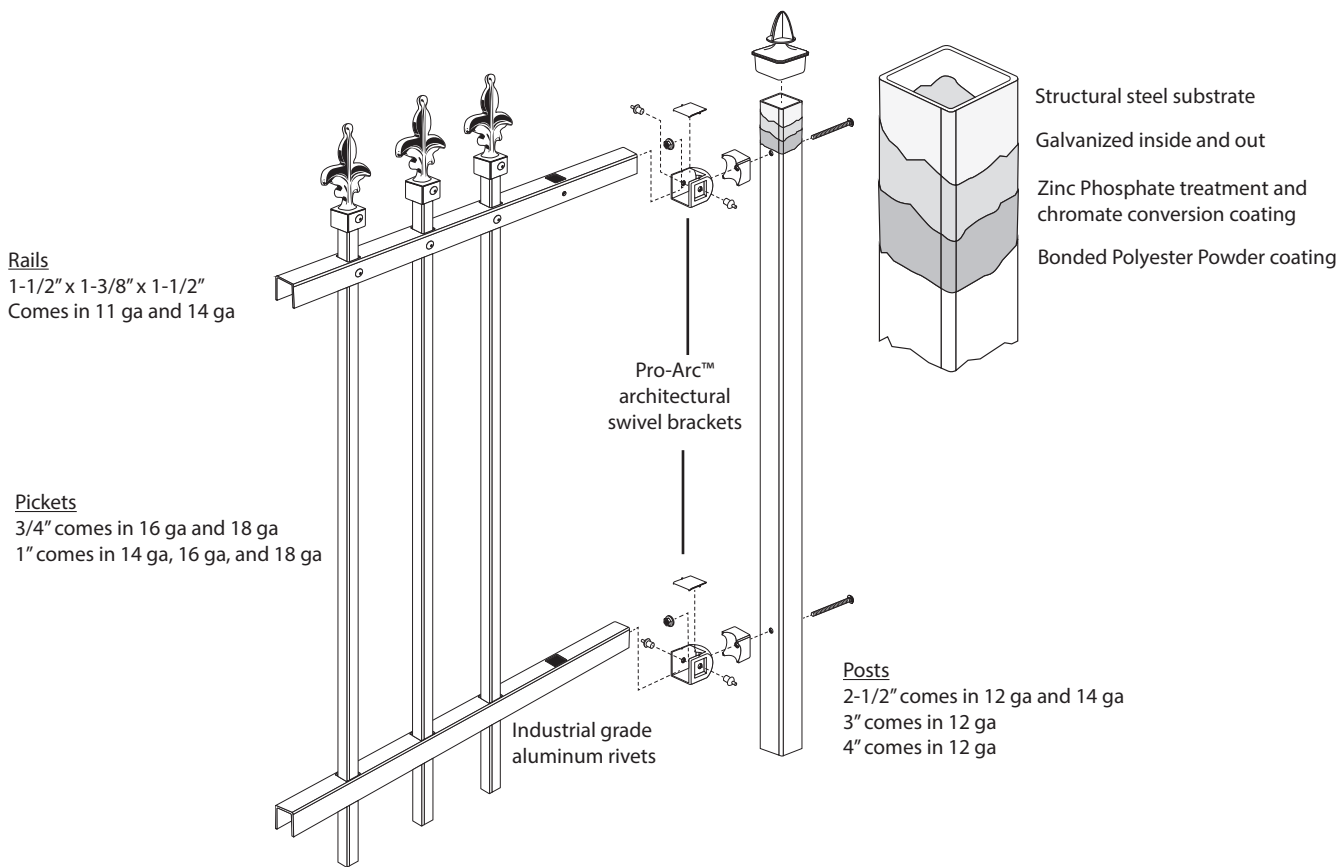
DESCRIPTION	PART NO. BLACK	WEIGHT EA.	NOTES
1-1/2" Fixed Panel Rail Bracket	462F00	1.45	
1-1/2" Bias Panel Rail Bracket	173W00	1.50	

## Touch Up

DESCRIPTION	PART NO.	WEIGHT EA.	NOTES
Touch Up Spray Paint - Black	626062	1.40	
Cold Galvanize Aerosol - dull gray	012321	1.25	




## Special Order Riveted Steel Ornamental




# Crafted Elegance, Customized Construction for Residential, Commercial and Industrial Steel Ornamental

## Product Features


- Riveted, pre-assembled panels provides strength and biasability to accommodate uneven surfaces
- Pro Arc architectural swivel brackets adjust 30° up/down/left/right to professionally handle complex installations
- Durable, high performance polyester powder coating provides gloss and color protection in the harshest environments and is maintenance free
- Wide selection of styles to complement any residential, commercial, or industrial property
- Style matching, fully welded Swing Gates and Cantilever Gates are available for a complete fence system
- Full line of decorative accessories available
- Custom design capabilities
- Made in USA
- 15 Year Limited Warranty



Estate A




Estate B




Estate F




Estate G




Estate K




Estate L




Imperial A



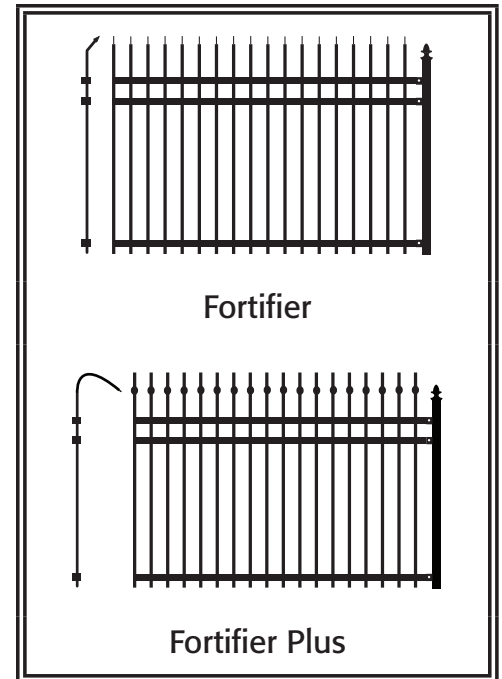
Imperial B



Imperial D



Imperial D Modified




Fortifier

Fortifier Plus

## Fence Options

<b>HEIGHTS</b>	4', 5', 6', 7', 8'
<b>COLORS</b>	Black, White, Green, Bronze
<b>PICKETS</b>	3/4" 18 ga 3/4" 16 ga 1" 18 ga 1" 16 ga 1" 14 ga
<b>POSTS</b>	2-1/2" 14 ga 2-1/2" 12 ga 3" 12 ga 4" 12 ga
<b>FINIALS</b>	Triad, Quad Flair (available for Estate F and Estate G)



Imperial E

## Special Order Riveted Steel Ornamental

### Gates Options

#### AVAILABLE WIDTHS

	AVAILABLE WIDTHS
<b>SINGLE SWING</b>	3', 4', 5'
<b>DOUBLE SWING</b>	8', 10', 12', 14', 16'
<b>CANTILEVER</b>	8', 10', 12', 14', 16', 18', 20', 22', 24', 26', 28'

### Post Cap Options

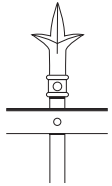


Flat Cap

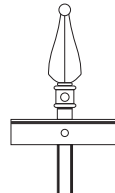


Ball Cap

### Finial Options for Estate F and Estate G



Triad



Quad Flair

### Contact Your Branch to Order


1. Panel style:
2. Fence height:
3. Color:
4. Picket size:
5. Post size:
6. Post cap type:
7. Finial style (option for Estate F and Estate G):
8. Length of the fence (not including gate widths):
9. # of line posts:
10. # of end posts:
12. # of corner posts:
13. Gate widths and gate style(s):
14. Gate post size(s):



Straight Single Swing Gate



Arch Single Swing Gate




Straight Double Swing Gate



Arch Double Swing Gate



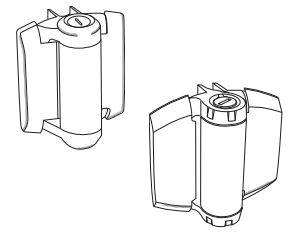
Estate Arch Double Swing Gate



Cantilever Gate

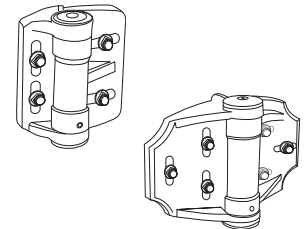
## TruClose Hinge / Standard - Sold by the pair

DESCRIPTION	PART NO. BLACK	GATE WEIGHT LIMIT	GATE GAP RANGE	IDEAL GATE GAP	WEIGHT PR.	NOTES
Regular - TCA1S3BT	044440	66 lbs	11/32" to 7/8"	3/4"	0.54	
Heavy Duty - TCHD1A3BT	448044	154 lbs	11/32" to 1"	3/4"	1.35	



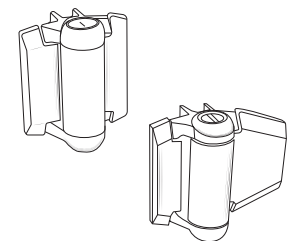
## TruClose Hinge / Multi-Adjustable - Sold by the pair

DESCRIPTION	PART NO. BLACK	GATE WEIGHT LIMIT	GATE GAP RANGE	IDEAL GATE GAP	WEIGHT PR.	NOTES
Mini - TCAMA1	198013	55 lbs	7/8" to 1-1/2"	1-1/8"	1.20	
Mini - TCAMA2	036434	55 lbs	7/8" to 2"	1-3/8"	1.00	
Heavy Duty - TCHDMA1	198002	132 lbs	5/8" to 1-3/8"	1"	2.40	



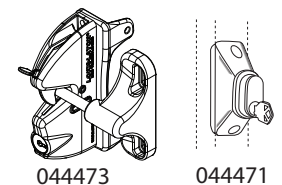
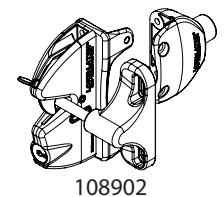
## TruClose Hinge / Alignment Legs - Sold by the pair

DESCRIPTION	PART NO. BLACK	GATE WEIGHT LIMIT	FIXED GATE GAP	WEIGHT PR.	NOTES
Regular - TCA1L2S3BT	448252	66 lbs	13/16"	0.62	
Heavy Duty - TCHD1AL2S-3BT	048046	154 lbs	13/16"	1.50	
Heavy Duty - TCHD1L2S3BT	448022	154 lbs	13/16"	1.50	



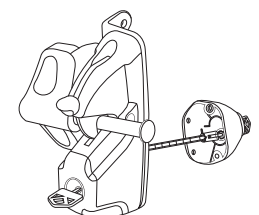
## LokkLatch® Key Lockable

DESCRIPTION	PART NO. BLACK	MAX. POST SIZE	GATE GAP RANGE	WEIGHT EA.	NOTES
Regular with External Access Kit (EAK) - LLAAB	108902	6"	3/8" to 1-3/8"	1.00	
Regular - LLAA	044473	6"	3/8" to 1-3/8"	0.45	
External Access Kit (EAK) - LLB	044471	N/A	N/A	0.20	



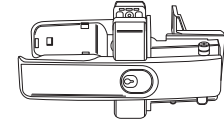
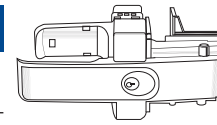
## LokkLatch® Key Deluxe / Operates and locks from both sides of gate • Includes EAK

DESCRIPTION	PART NO. BLACK	MAX. POST SIZE	GATE GAP RANGE	WEIGHT EA.	NOTES
Uses Unique Key - LLDAB-K	108912	6"	5/8" to 1-1/2"	1.50	
Uses Standard D&D Key - LLDAB-KSA	044487	6"	5/8" to 1-1/2"	1.32	



## LokkLatch® Magnetic / Operates and locks from both sides of gate

DESCRIPTION	PART NO.	POST SIZE RANGE	GATE GAP RANGE	IDEAL GATE GAP	WEIGHT EA.	NOTES
Black Finish - LLMKABT	009092	1-1/2" to 6"	3/8" to 1-1/4"	3/4"	1.92	
Satin Finish - LLMKAST	009094	1-1/2" to 6"	3/8" to 1-1/4"	3/4"	1.92	



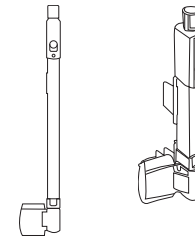
## LokkLatch® Gate Handle / Fits right or left hand openings

DESCRIPTION	PART NO. BLACK	WEIGHT EA.	NOTES
Gate Handle - LL3GH	044476	0.12	



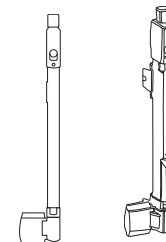
## MagnaLatch® Series 3 / 6 pin re-keyable security lock

DESCRIPTION	PART NO. BLACK	MIN. GATE HEIGHT	GATE GAP RANGE	WEIGHT EA.	NOTES
Top Pull - ML3TPKA	009449	48"	1/2" to 1-1/2"	1.71	
Vertical Pull - ML3VPKA	009450	60"	1/2" to 1-1/2"	1.38	



## MagnaLatch® Alert / Visual and audible alarm when gate is unlatched, 6 pin re-keyable security lock

DESCRIPTION	PART NO. BLACK	MIN. GATE HEIGHT	GATE GAP RANGE	WEIGHT EA.	NOTES
Top Pull - ML3ATPKA	010037	48"	1/2" to 1-1/2"	2.02	
Vertical Pull - ML3AVPKA	010038	60"	1/2" to 1-1/2"	1.62	



## Q-Bolt Drop Rod / Padlockable, Padlock not included

DESCRIPTION	PART NO. BLACK	WEIGHT EA.	NOTES
24" H - QB124	424B00	2.60	
40" H - QB140	007951	4.96	

