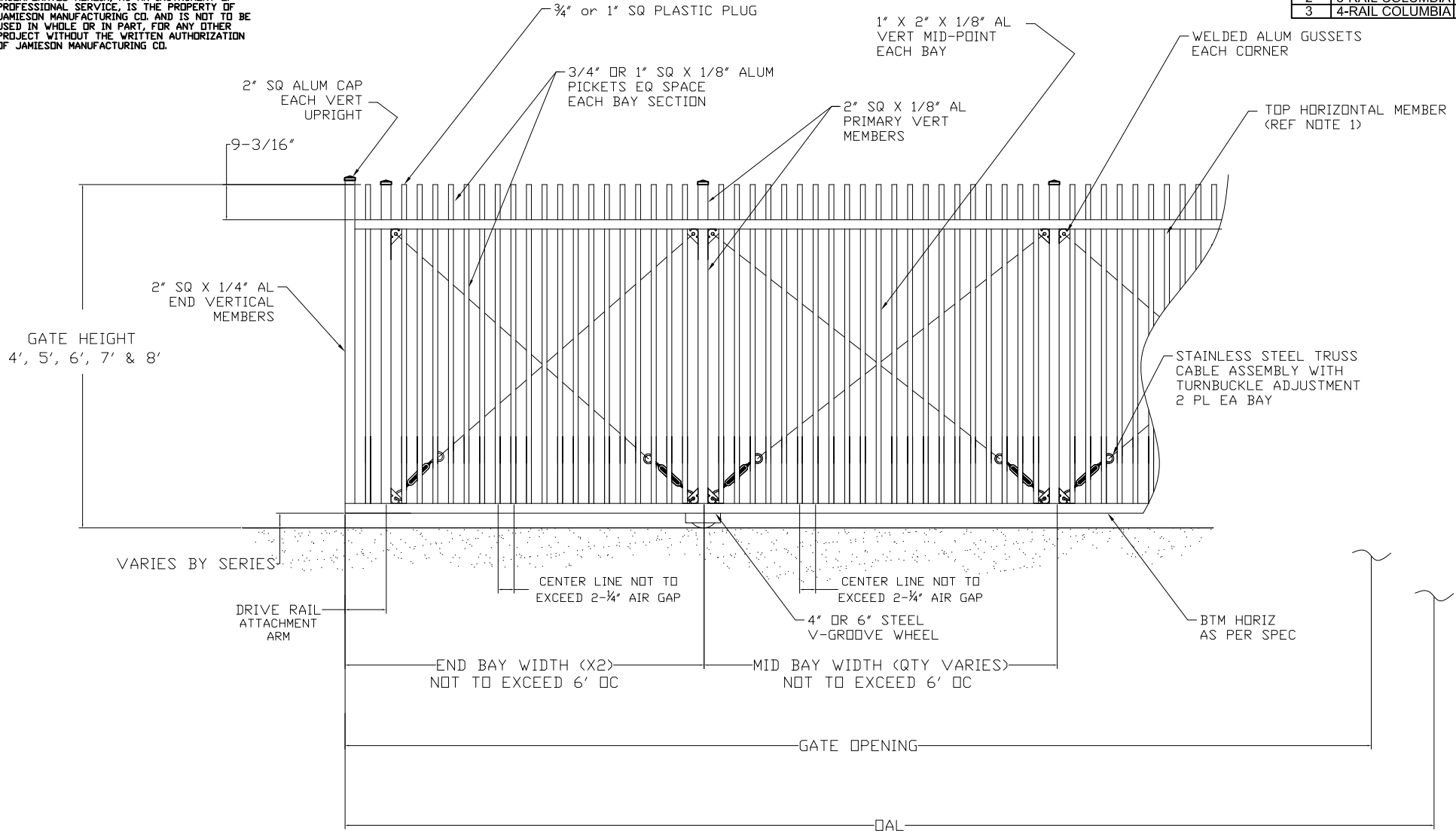


OWNERSHIP OF DOCUMENTS:

THIS DOCUMENT AND THE IDEAS AND DESIGNS INCORPORATED HEREIN, AS AN INSTRUMENT OF PROFESSIONAL SERVICE, IS THE PROPERTY OF JAMIESON MANUFACTURING CO. AND IS NOT TO BE USED IN WHOLE OR IN PART, FOR ANY OTHER PROJECT WITHOUT THE WRITTEN AUTHORIZATION OF JAMIESON MANUFACTURING CO.

ORNAMENTAL GATE DRAWINGS SUPPLEMENT PAGE 1 OF
VALUTRAC™ SERIES 2500, 3500 & 4500 V-TRACK SLIDING GATE

LEGEND		
SHT	DESCRIPTION	LAYER
1	2-RAIL COLUMBIA	C2
2	3-RAIL COLUMBIA	C3
3	4-RAIL COLUMBIA	C4



NOTE:

- 1) REFERENCE APPLICABLE SERIES DRAWINGS FOR STRUCTURAL FRAME MATERIAL DETAIL (NOT AVAILABLE ON SERIES 1500)
- 2) FILLER MATERIAL TO COVER ENTIRE LENGTH OF GATE FRAME, INCLUDING TAIL SECTION
- 3) ALL PICKET SPACING TO BE COMPLIANT TO ASTM F2200-02
- 4) PICKET SPACING TO BE EQUIDISTANT WITHIN EACH BAY

CUSTOMER GATE CRITERIA- PLEASE REF DWG T3000 OR TD3000: PAGE 2, TABLE 1

NOM HEIGHT (H1)	NOM HEIGHT (H2)	GATE OPENING	TRUCK POST SPACING	OVERALL GATE LENGTH



JAMIESON MANUFACTURING CO.
4221 PLATINUM WAY, DALLAS, TX 75237
PH: (713) 434-7907 / (888) 286-3362
email: gates@jamiesonfence.com www.jamiesonfence.com

VALUTRAC™ ORNAMENTAL SLIDING GATES

COLUMBIA 2 -RAIL
ORNAMENTAL GATE DETAIL

DESIGNED BY
JK
CHECKED JK
DRAWN JH
DATE: 12/9/13
SCALE: N/A

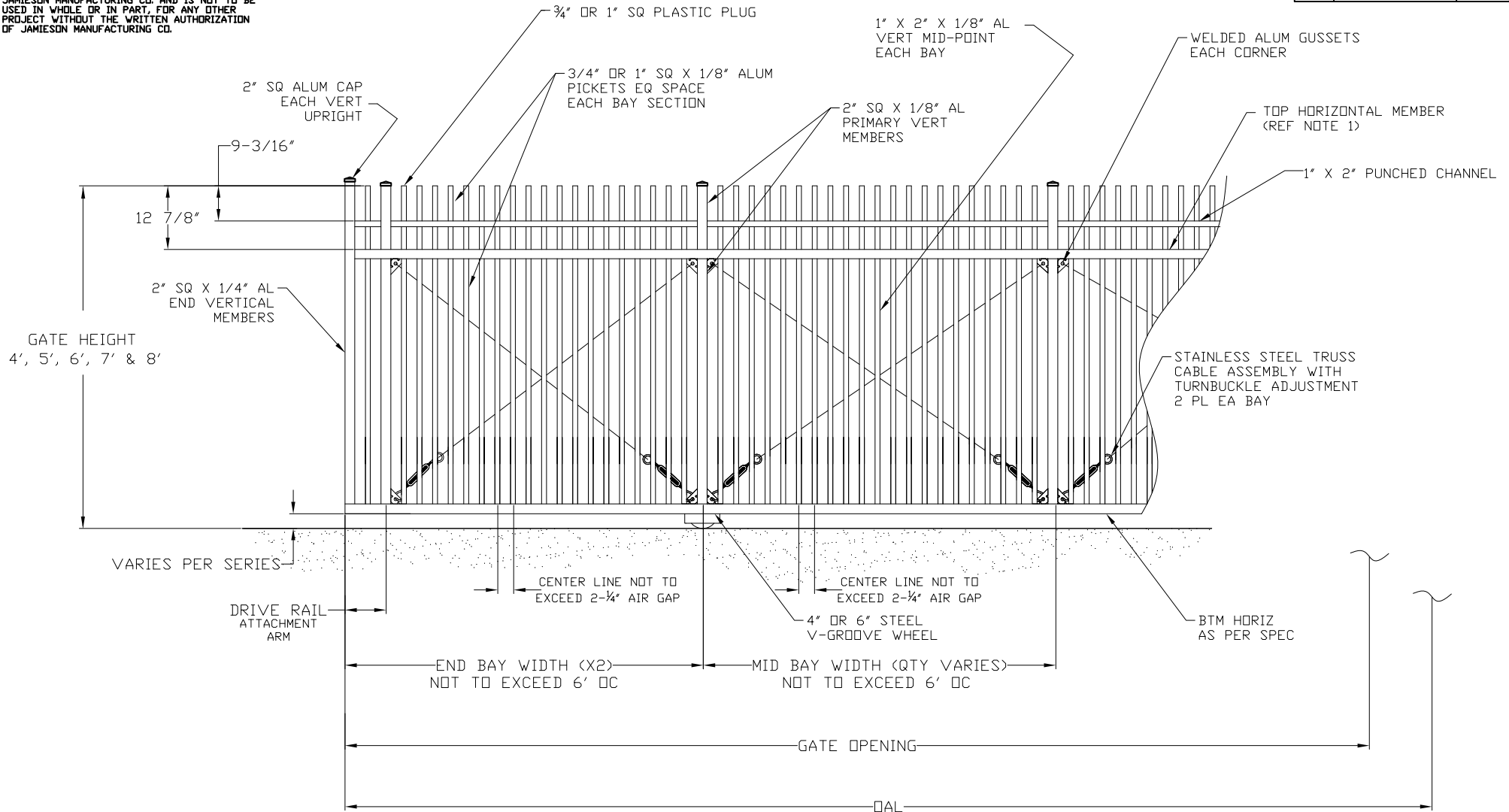
DWG NO.
VT Columbia_D
REV. A
SHEET 1 OF 3

OWNERSHIP OF DOCUMENTS:

THIS DOCUMENT AND THE IDEAS AND DESIGNS INCORPORATED HEREIN, AS AN INSTRUMENT OF PROFESSIONAL SERVICE, IS THE PROPERTY OF JAMIESON MANUFACTURING CO. AND IS NOT TO BE USED IN WHOLE OR IN PART, FOR ANY OTHER PROJECT WITHOUT THE WRITTEN AUTHORIZATION OF JAMIESON MANUFACTURING CO.

ORNAMENTAL GATE DRAWINGS SUPPLEMENT PAGE 1 OF
VALUTRAC™ SERIES 2500, 3500 & 4500 V-TRACK SLIDING GATE

LEGEND		
SHT	DESCRIPTION	LAYER
1	2-RAIL COLUMBIA	C2
2	3-RAIL COLUMBIA	C3
3	4-RAIL COLUMBIA	C4



NOTE:

- 1) REFERENCE APPLICABLE SERIES DRAWINGS FOR STRUCTURAL FRAME MATERIAL DETAIL (NOT AVAILABLE ON SERIES 1500)
- 2) FILLER MATERIAL TO COVER ENTIRE LENGTH OF GATE FRAME, INCLUDING TAIL SECTION
- 3) ALL PICKET SPACING TO BE COMPLIANT TO ASTM F2200-02
- 4) PICKET SPACING TO BE EQUIDISTANT WITHIN EACH BAY

CUSTOMER GATE CRITERIA- PLEASE REF DWG T3000 OR TD3000: PAGE 2, TABLE 1

NOM HEIGHT (H1)	NOM HEIGHT (H2)	GATE OPENING	TRUCK POST SPACING	OVERALL GATE LENGTH



JAMIESON MANUFACTURING CO.

4221 PLATINUM WAY, DALLAS, TX 75237

PH: (713) 434-7907 / (888) 286-3362

email: gates@jamiesonfence.com www.jamiesonfence.com

VALUTRAC™ ORNAMENTAL SLIDING GATES

**COLUMBIA 3 -RAIL
ORNAMENTAL GATE DETAIL**

DESIGNED BY
JK

CHECKED JK

DRAWN JH

DATE: 12/9/13

SCALE: N/A

DWG NO.

VT Columbia_D

REV. A

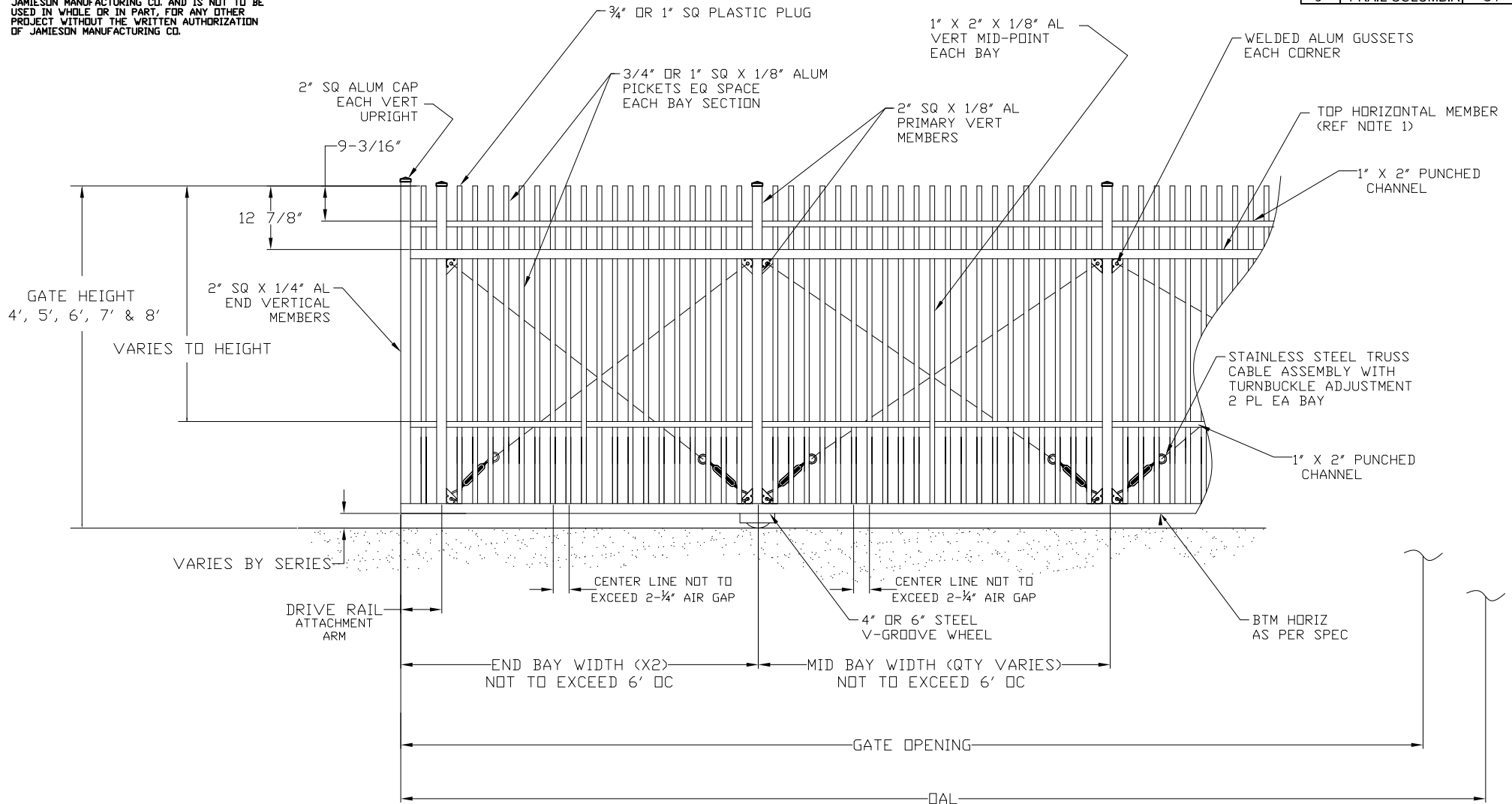
SHEET 2 OF 3

OWNERSHIP OF DOCUMENTS:

THIS DOCUMENT AND THE IDEAS AND DESIGNS INCORPORATED HEREIN, AS AN INSTRUMENT OF PROFESSIONAL SERVICE, IS THE PROPERTY OF JAMIESON MANUFACTURING CO. AND IS NOT TO BE USED IN WHOLE OR IN PART, FOR ANY OTHER PROJECT WITHOUT THE WRITTEN AUTHORIZATION OF JAMIESON MANUFACTURING CO.

ORNAMENTAL GATE DRAWINGS SUPPLEMENT PAGE 1 OF VALUTRAC™ SERIES 2500, 3500 & 4500 V-TRACK SLIDING GATE

LEGEND		
SHT	DESCRIPTION	LAYER
1	2-RAIL COLUMBIA	C2
2	3-RAIL COLUMBIA	C3
3	4-RAIL COLUMBIA	C4



NOTE:

- 1) REFERENCE APPLICABLE SERIES DRAWINGS FOR STRUCTURAL FRAME MATERIAL DETAIL (NOT AVAILABLE ON SERIES 1500)
- 2) FILLER MATERIAL TO COVER ENTIRE LENGTH OF GATE FRAME, INCLUDING TAIL SECTION
- 3) ALL PICKET SPACING TO BE COMPLIANT TO ASTM F2200-02
- 4) PICKET SPACING TO BE EQUIDISTANT WITHIN EACH BAY

CUSTOMER GATE CRITERIA- PLEASE REF DWG T3000 OR TD3000: PAGE 2, TABLE 1				
NOM HEIGHT (H1)	NOM HEIGHT (H2)	GATE OPENING	TRUCK POST SPACING	OVERALL GATE LENGTH



JAMIESON MANUFACTURING CO.
 4221 PLATINUM WAY, DALLAS, TX 75237
 PH: (713) 434-7907 / (888) 286-3362
 email: gates@jamiesonfence.com www.jamiesonfence.com

VALUTRAC™ ORNAMENTAL SLIDING GATES

**COLUMBIA 4 -RAIL
 ORNAMENTAL GATE DETAIL**

DESIGNED BY JK	DWG NO. VT Columbia_D
CHECKED JK	
DRAWN JH	
DATE: 12/9/13	REV. A
SCALE: N/A	SHEET 3 OF 3