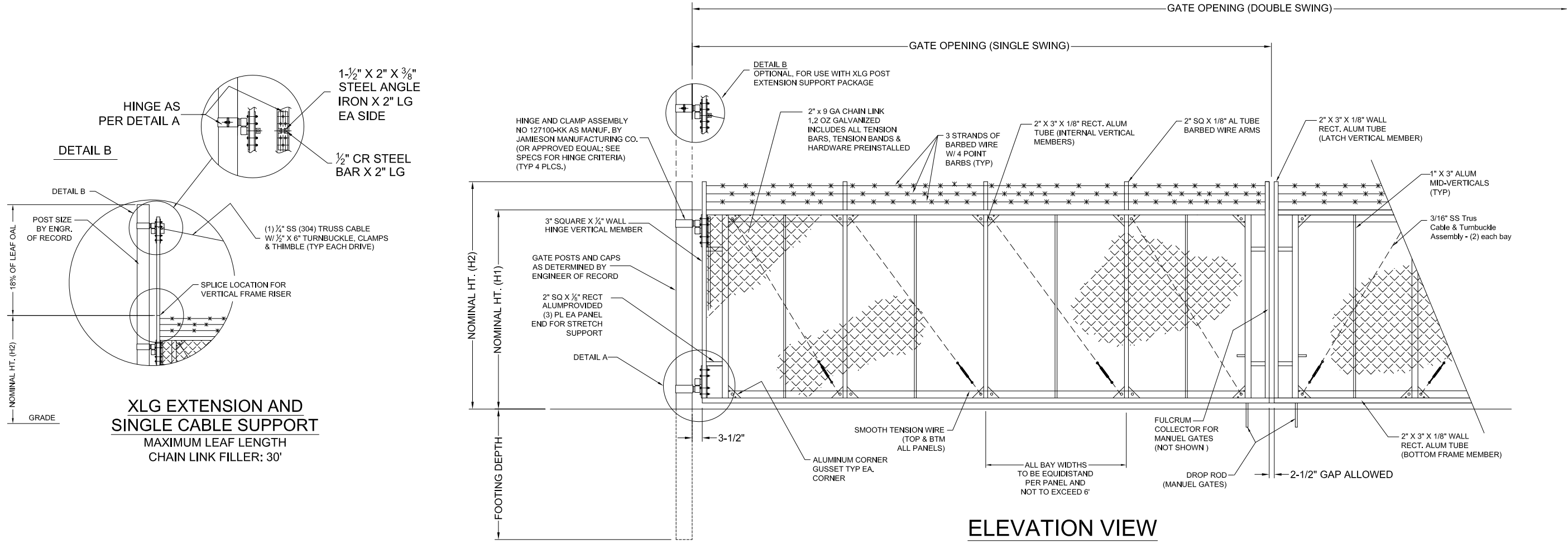


OWNERSHIP OF DOCUMENTS:

THIS DOCUMENT AND THE IDEAS AND DESIGNS INCORPORATED HEREIN, AS AN INSTRUMENT OF PROFESSIONAL SERVICE, IS THE PROPERTY OF JAMIESON MANUFACTURING CO. AND IS NOT TO BE USED IN WHOLE OR IN PART, FOR ANY OTHER PROJECT WITHOUT THE WRITTEN AUTHORIZATION OF JAMIESON MANUFACTURING CO.

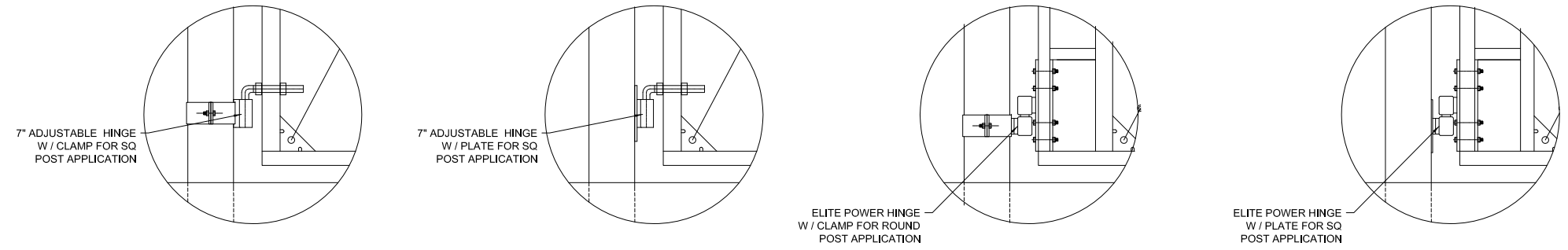
LEGEND		
SHT	DESCRIPTION	LAYER
1	ELEV / CHAIN LINK	SHT 1
2	ELEV / ORNAMENTAL	SHT 2



ELEVATION VIEW

MAXIMUM LEAF LENGTH WITHOUT CABLE SUPPORT
CHAIN LINK FILLER: 14'

DETAIL A: HINGE OPTIONS



STANDARD CAPACITY, ROUND POST OPTION
BOLT-ON ADJUSTABLE BARREL HINGE ASSEMBLY
MAXIMUM LEAF LENGTH: 14'

STANDARD CAPACITY, SQUARE POST OPTION
BOLT OR WELD-ON ADJUSTABLE BARREL HINGE ASSEMBLY
MAXIMUM LEAF LENGTH: 14'

LG CAPACITY, ROUND POST OPTION
1000 LB CAPACITY CLAMP-ON POWER HINGE ASSEMBLY
MAXIMUM LEAF LENGTH: 30'

LG CAPACITY, SQUARE POST OPTION
1000 LB CAPACITY BOLT OR WELD-ON POWER HINGE ASSEMBLY
MAXIMUM LEAF LENGTH: 30'

NOTES:

1. FRAME MATERIAL GRADE AS PER WRITTEN SPECIFICATIONS
2. POSTS AVAILABLE AS OPTION.
3. SPECIFY POST SIZE & TYPE AT TIME OF ORDER FOR APPROPRIATE HARDWARE.
4. SPECIFICATIONS SHOWN CAN BE CHANGED BY THE MANUFACTURER ONLY.
5. ALL MATERIAL SHOWN SHALL BE NEW ALUMINUM UNLESS OTHERWISE NOTED.
6. 2" x 9 GA. GALVANIZED CHAINLINK FABRIC TO COVER THE ENTIRE LENGTH OF GATE. OPTIONAL FILLER MATERIALS AVAILIABLE UPON REQUEST.

TO PLACE ORDER PLEASE COMPLETE THE TABLE BELOW:

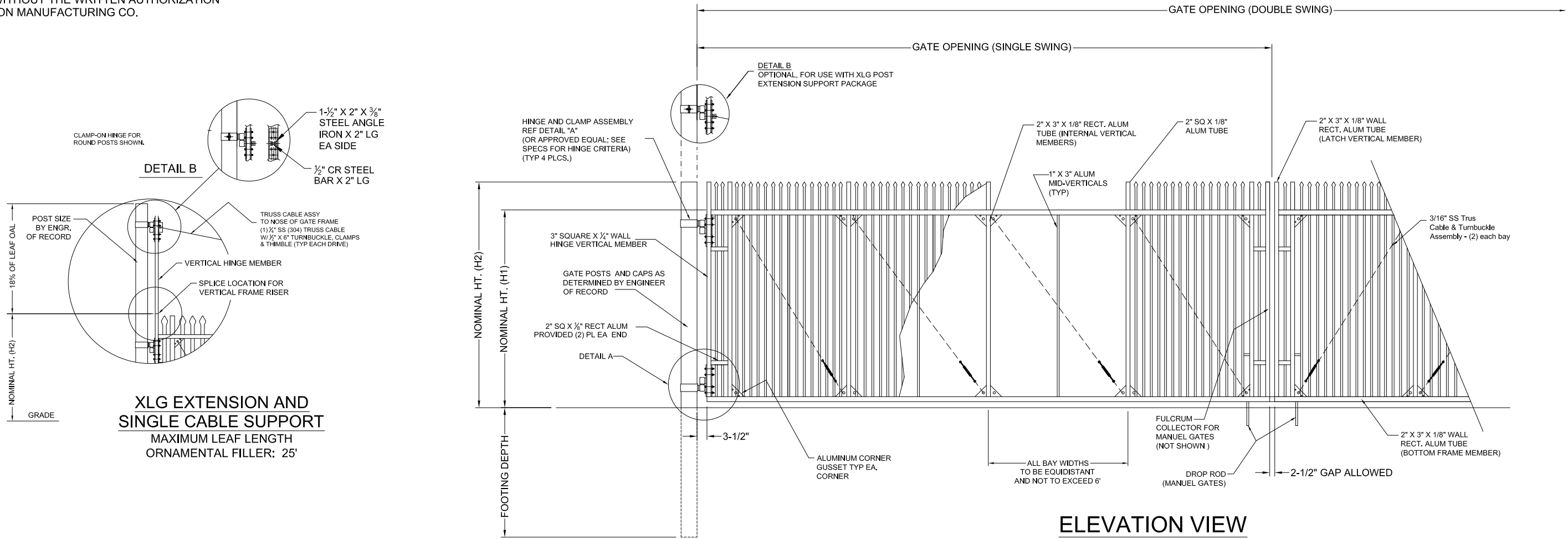
CUSTOMER GATE CRITERIA				
NOMINAL HT. (H1)	NOMINAL HT. (H2)	SINGLE SWING (GO)	DOUBLE SWING (GO)	POST SIZE

	DRAWN J HARVEY	12/16/13	JAMIESON MANUFACTURING CO. 4221 PLATINUM WAY, DALLAS, TX 75237 PH: (713) 434-7907 / (888) 286-3362 email: gates@jamiesonfence.com www.jamiesonfence.com			
	CHECKED JK	12/16/13				
	APPROVED		TITLE SERIES 8630 LARGE OPENING SWING GATES CHAIN LINK FILLER TO 30' GATE LEAF			
	SHEET 1 OF 2			SIZE D	SCALE N/A	DWG NO SER 8630_D

OWNERSHIP OF DOCUMENTS:

THIS DOCUMENT AND THE IDEAS AND DESIGNS INCORPORATED HEREIN, AS AN INSTRUMENT OF PROFESSIONAL SERVICE, IS THE PROPERTY OF JAMIESON MANUFACTURING CO. AND IS NOT TO BE USED IN WHOLE OR IN PART, FOR ANY OTHER PROJECT WITHOUT THE WRITTEN AUTHORIZATION OF JAMIESON MANUFACTURING CO.

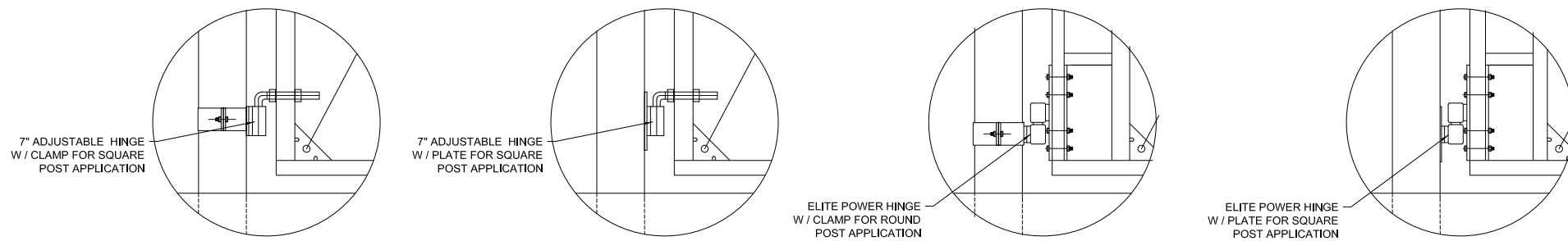
LEGEND		
SHT	DESCRIPTION	LAYER
1	ELEV / CHAIN LINK	SHT 1
2	ELEV / ORNAMENTAL	SHT 2



ELEVATION VIEW

MAXIMUM LEAF LENGTH WITHOUT CABLE SUPPORT
ORNAMENTAL FILLER: 14'

DETAIL A: HINGE OPTIONS



NOTES:

1. FRAME MATERIAL GRADE AS PER WRITTEN SPECIFICATIONS
2. POSTS AVAILABLE AS OPTION.
3. SPECIFY POST SIZE & TYPE AT TIME OF ORDER FOR APPROPRIATE HARDWARE.
4. SPECIFICATIONS SHOWN CAN BE CHANGED BY THE MANUFACTURER ONLY.
5. ALL MATERIAL SHOWN SHALL BE NEW ALUMINUM UNLESS OTHERWISE NOTED.
6. PICKET MATERIAL TO COVER THE ENTIRE LENGTH OF GATE. OPTIONAL POWDER COATING AVAILABLE UPON REQUEST.

TO PLACE ORDER PLEASE COMPLETE THE TABLE BELOW:

CUSTOMER GATE CRITERIA				
NOMINAL HT. (H1)	NOMINAL HT. (H2)	SINGLE SWING (GO)	DOUBLE SWING (GO)	POST SIZE

	DRAWN J HARVEY	12/16/13	JAMIESON MANUFACTURING CO. 4221 PLATINUM WAY, DALLAS, TX 75237 PH: (713) 434-7907 / (888) 286-3362 email: gates@jamiesonfence.com www.jamiesonfence.com	
	CHECKED JK	12/16/13		
	APPROVED		TITLE SERIES 8630 LARGE OPENING SWING GATES ORNAMENTAL FILLER TO 25' GATE LEAF	
	SHEET 2 OF 2			SIZE SCALE DWG NO D N/A SER 8630_D
				REV A

STANDARD CAPACITY, ROUND POST OPTION
BOLT-ON ADJUSTABLE BARREL HINGE ASSEMBLY
MAXIMUM LEAF LENGTH: 14'

STANDARD CAPACITY, SQUARE POST OPTION
BOLT OR WELD-ON ADJUSTABLE BARREL HINGE ASSEMBLY
MAXIMUM LEAF LENGTH: 14'

LG CAPACITY, ROUND POST OPTION
1000 LB CAPACITY CLAMP-ON POWER HINGE ASSEMBLY
MAXIMUM LEAF LENGTH: 25'

LG CAPACITY, SQUARE POST OPTION
1000 LB CAPACITY WELD OR BOLT-ON POWER HINGE ASSEMBLY
MAXIMUM LEAF LENGTH: 25'