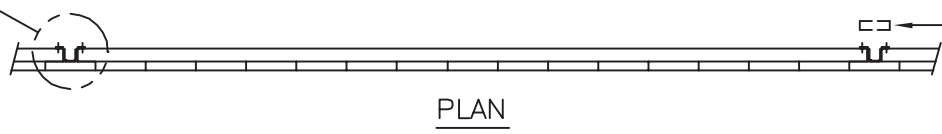


STEEL POST  
 2 X 4 FENCE RAIL  
 1 X 6 [25 X 152MM]  
 FENCE BOARD

PLAN DETAIL  
 (4X SCALE)

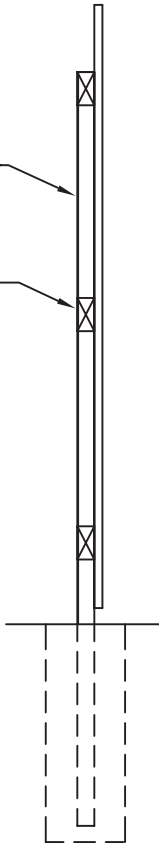


PLAN

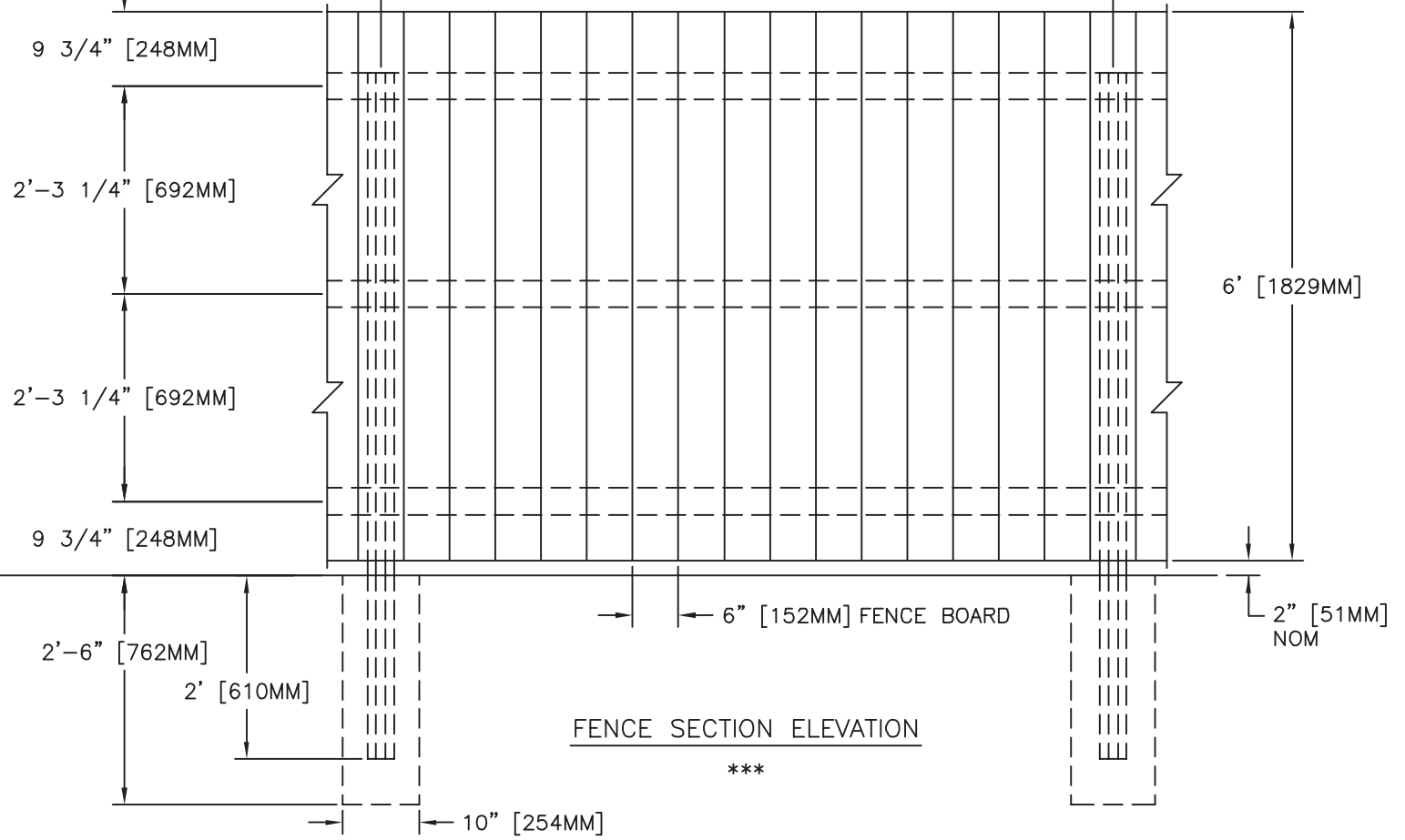
OPTIONAL  
 POST COVER  
 1 X 4  
 [25 X 102MM]  
 OR 1 X 6  
 [25 X 152MM]

8'-0" [2438MM] SECTION WIDTH CTR TO CTR  
 (16 BOARDS & 0 SPACES)

STEEL POST  
 2 X 4  
 [51 X 102MM]  
 FENCE RAIL 3X



END VIEW



FENCE SECTION ELEVATION

\*\*\*

- NOTES: 1. METRIC DIMENSIONS ARE NOMINAL EQUIVALENTS TO U.S. DIMENSIONS.  
 2. SPECIFICATIONS SHOWN CAN BE CHANGED BY MASTER HALCO ONLY.  
 3. FOOTING WIDTH TO BE 10" [254MM]. MINIMUM DEPTH 30" [762MM].  
 4. DIMENSIONS SHOWN ARE NOMINAL FOR WOOD.



POSTMASTER STEEL POSTS  
 for Wood Fence Systems  
 by Master Halco  
 Dallas, TX  
 Phone No.: 800-643-3623  
 www.masterhalco.com  
 COPYRIGHT ©2018 MASTER HALCO INC. ALL RIGHTS RESERVED

6' SOLID BOARD FENCE DETAIL  
 STYLE: FLAT TOP

NOM 6' [1829MM] FENCE HEIGHT  
 1 X 6 [25 X 152MM] FENCE BOARDS

BY: JRR  
 DATE: 01-25-99  
 REV: swh  
 REV DATE: 05-17-18

DWG: 10-1100  
 LAYER: 1  
 SCALE: 1/2" = 1'-0"