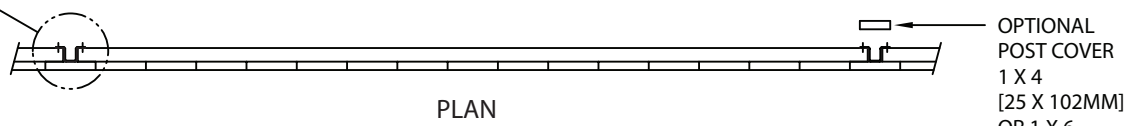


PLAN DETAIL

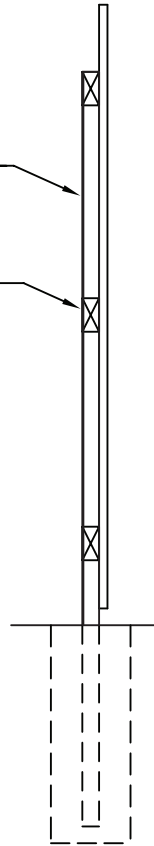
(4X SCALE)



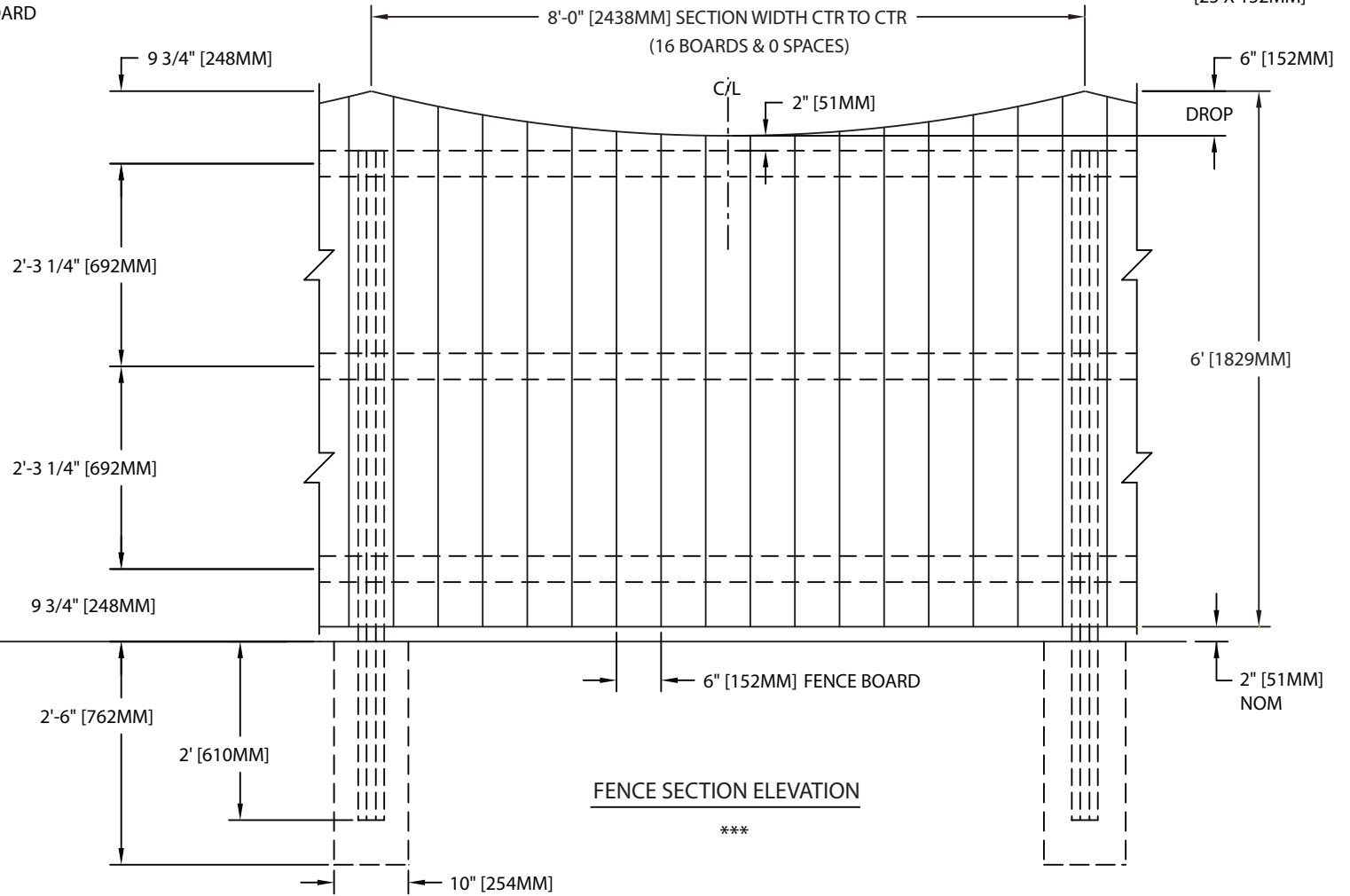
PLAN

OPTIONAL
POST COVER
1 X 4
[25 X 102MM]
OR 1 X 6
[25 X 152MM]

STEEL POST
2 X 4
[51 X 102MM]
FENCE RAIL 3X



END VIEW



FENCE SECTION ELEVATION

- NOTES: 1. METRIC DIMENSIONS ARE NOMINAL EQUIVALENTS TO U.S. DIMENSIONS.
 2. SPECIFICATIONS SHOWN CAN BE CHANGED BY MASTER HALCO ONLY.
 3. FOOTING WIDTH TO BE 10" [254MM]. MINIMUM DEPTH 30" [762MM].
 4. DIMENSIONS SHOWN ARE NOMINAL FOR WOOD.



POSTMASTER STEEL POSTS
for Wood Fence Systems
by Master Halco
Dallas, TX
Phone No.: 800-643-3623
www.masterhalco.com
COPYRIGHT ©2018 MASTER HALCO INC. ALL RIGHTS RESERVED

6' SOLID BOARD FENCE DETAIL
STYLE: SCALLOPED

NOM 6' [1829MM] FENCE HEIGHT
1 X 6 [25 X 152MM] FENCE BOARDS

BY: JRR

DATE: 02-26-99

REV: swh

REV DATE: 05-17-18

DWG:

10-1140

LAYER:

1

SCALE:

1/2" = 1'-0"